



House and Land Package

Lot 172 Kennedys Green, Stage 2, Halswell
Christchurch

Dwelling Size	Section Size
155m ²	390m ² + 48m ² ROW

\$839,900



4



1



2



2



Artist Impression Only—Refer to Concept Plans

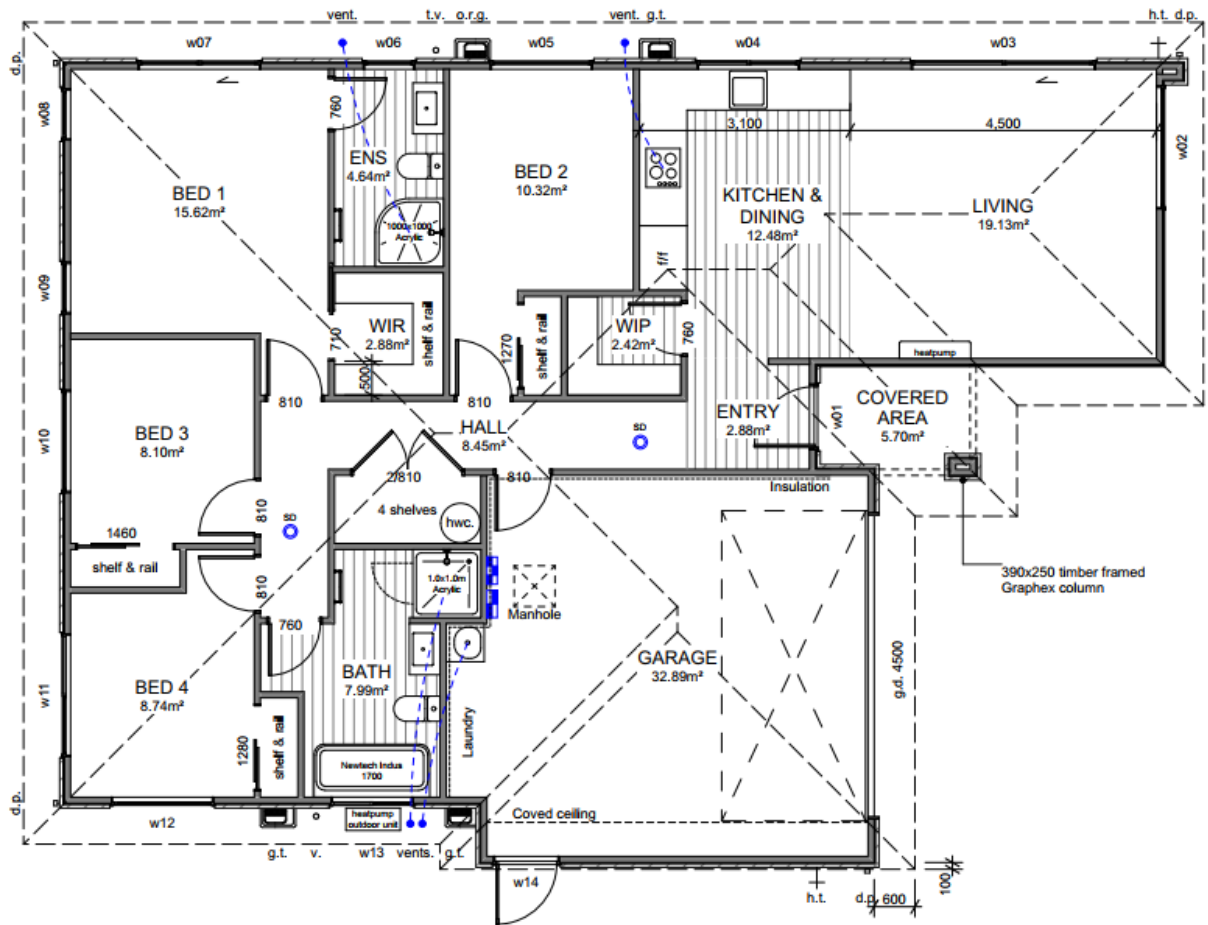
Turnkey house and land package featuring four bedrooms, master includes an ensuite, open plan kitchen, dining and living, internal access garaging. Custom designer kitchen, quality fittings and full landscaping package included.

Within ten minutes drive to Christchurch City Centre Kennedys Green is surrounded by natural reserves and vast views of the Port Hills. Conveniently located within close proximity to the Halswell Shopping Centre where you will find various retail outlets, cafes, restaurants, a pharmacy and supermarket. Only steps from the recreational Quarry Park, sought-after Halswell School, public swimming pool and library Kennedys Green is a highly desirable location.

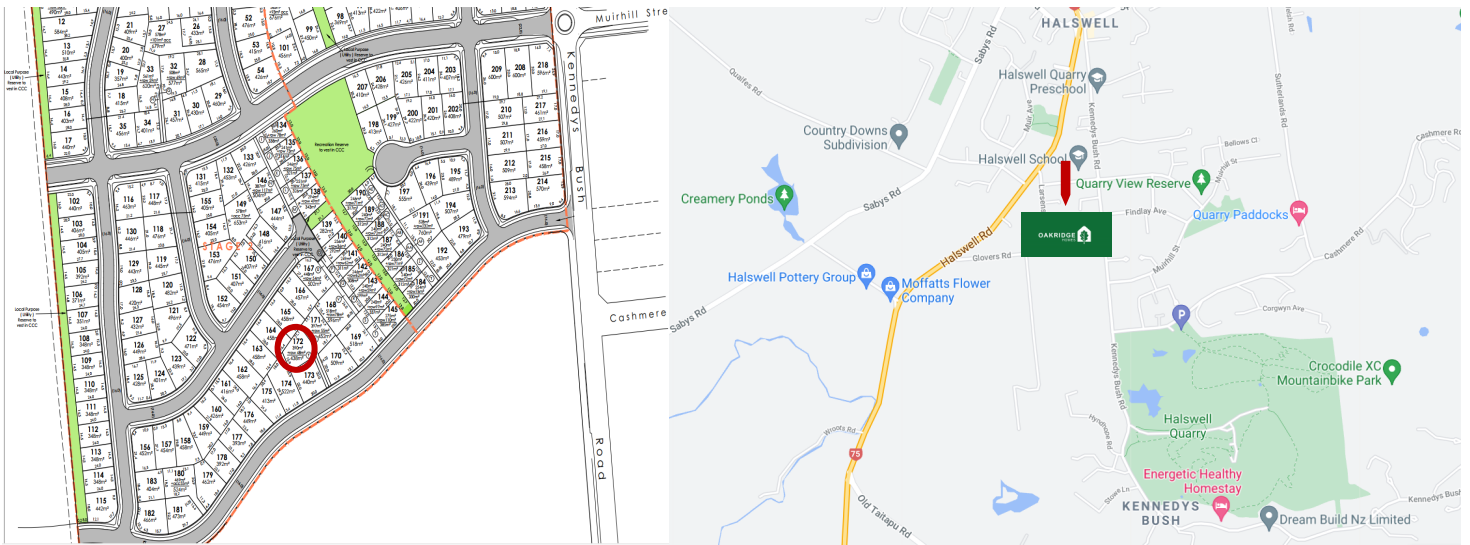




Floor Layout:



Site Location:



Disclaimer: For the use of illustrative purposes only. Oakridge Homes Limited accept no liability for any discrepancies which may become apparent once construction commences.





Specification





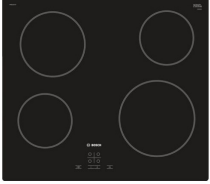




Lot 172 Kennedys Green, Stage 2, Halswell, Christchurch

General:			
Guarantee:	10 year Masterbuild	Insurance:	Builders All Risk
Warranty:	365 day from settlement	Utilities:	Sewer pump chamber & Fibre
Dwelling Exterior:			
Foundation:	TC2 RibRaft	Framing / trusses:	2.42m NZ5S 3602:2003 with building wrap / kiln dried pine
Roofing:	25° metal pressed tile— corona shake	Fascia and gutter:	Dimond metal fascia and quad gutter
Downpipes:	Colorsteel 75x55 rectangular	Main cladding:	Rockcote Graphex (15yr manufacturers guarantee)
Feature cladding:	James Hardie Axon	Entry door:	Thermally-broken APL 860mm Latitude with urbo lever
Window joinery:	Low E Argon filled double glazed windows in thermally-broken powder coated aluminium frames	Garage door:	Insulated Coloursteel flat panel wood-grain 4.5m
Dwelling Interior:			
Insulation:	As per Building Code—Including entire garage envelope, internal & external walls	Plasterboard:	Plasterboard - 10mm to walls, wet area to bathrooms and 13mm to ceilings
Gib stopping:	Grade 4 paint finish in accordance with AS/NZ 2311:2009	External corners:	Square stop
Hinged doors:	1980mm Straten (horizontal V groove polycore—2 line)	Wardrobe sliders:	2200mm Horizontal V groove
Wardrobe shelving:	MDF shelf and rail	Cupboard shelving:	MDF shelves x4
Door hardware:	Windsor Futura – Apex brushed nickel	Skirting board:	60mm bevel
Electrical:	As per plan	Heatpump:	As per Healthy Home Standards
Extractor:	Inline extractor fan	Hot water cylinder:	Rheem 250L
Carpet	Belgotex Urban Twist	Vinyl plank:	Belgotex Luxury Plank—Province
Splashback tiles:	100x300mm subway tile (Kitchen only)	Window coverings:	Windoware Austro roller blinds—Slate Excluding garage and bathrooms
Landscaping:			
Driveway and patio:	Exposed aggregate—sealed	Vehicle crossing:	Included
Soft landscaping:	As per plan	Fencing:	Boundary fencing as per developers requirements to all boundaries. Internal fencing including one gate.



Specification











Lot 172 Kennedys Green, Stage 2, Halswell, Christchurch

Kitchen and Laundry:			
Kitchen, bench surface and splashback:	Custom made Melteca or Bestwood finished cabinetry. TriStone 40mm benchtop. Tiled splashback full length of back bench/wall. *Refer to plans and colour scheme	Kitchen sink:	Lazio NZLSS-5545 single stainless steel sink 
Kitchen tapware:	Adesso Urban— Brushed nickel 	Kitchen handles:	Stefano Orlati 4062— Titanium 
Oven:	Bosch HBF133BSOA 	Ceramic cooktop:	Bosch PKE611K17A 
Rangehood:	Bosch DWB97DM50A 	Dishwasher:	Bosch SMU05D05AU 
Laundry tub:	Raymor 560x560 laundry tub 	Feature pendant: *dependent on supply, similar fitting to be used if unavailable	Staverton 1L—black 



Specification

Lot 172 Kennedys Green, Stage 2, Halswell, Christchurch

Bathrooms:			
Vanities:	Raymor Armada 750mm 	Mirrors:	Polished edge direct fix—1000x750mm 
Showers:	Arena curved with moulded wall 	Toilets:	Elementi Uno with soft close seat 
Bath:	Newtech Indus back-to-wall 1700mm 	Towel rails:	Newtech 5 bar square—heated 
Basin mixers:	Paffoni BLU071 	Shower / bath mixers:	Paffoni BLU010LUG CP 
Shower slides:	Paffoni Brio 3F ZSAL194CR 	Bath spout:	Paffoni Stick ZBOC041 

Colour Scheme

Lot 172 Kennedys Green, Stage 2, Halswell, Christchurch


Exterior:

Roof:	Cypress
Fascia / Gutter / Downpipes:	Flaxpod
Window joinery:	Flaxpod
Front door:	Flaxpod
Front door frame:	Flaxpod
Garage door:	Flaxpod
Garage door frame:	Flaxpod
Soffits:	Half Black White
Exterior cladding : Main	Black White
Exterior cladding:	Flaxpod

Interior:

Ceilings:	Half black white
Walls:	Black white
Interior doors:	Black white
Skirting:	Black white
Carpet:	Iron
Vinyl plank:	Natural
Kitchen cabinetry:	Bestwood simply white
Kitchen benchtop:	TriStone 40mm – Pure white
Kitchen splashback:	White gloss with misty grey grout


Exterior:

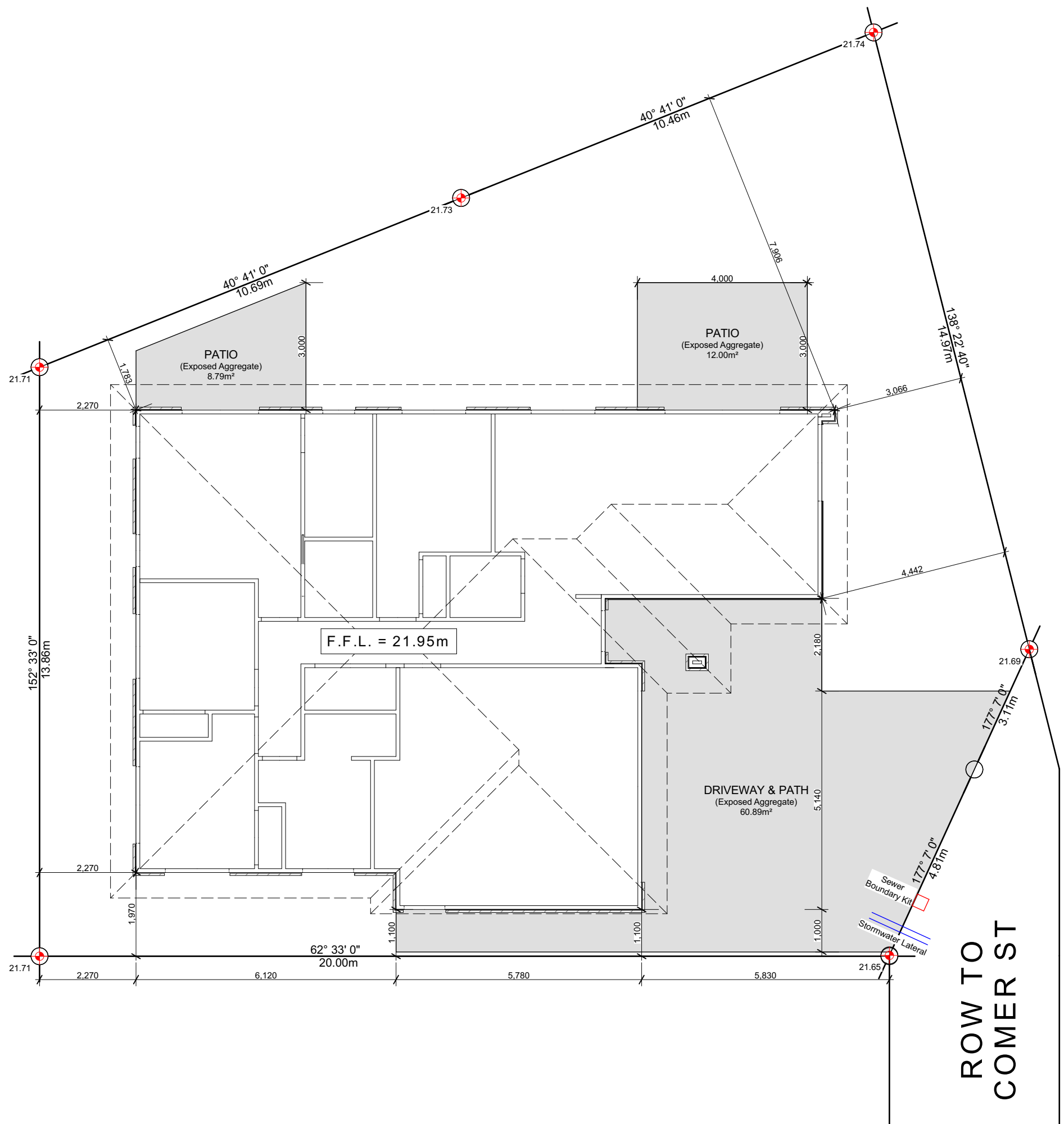
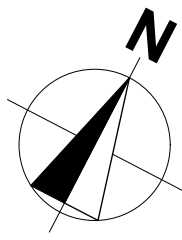


Interior:



Kitchen:





Site Info

Site Address	35 Comer Street Kennedys Green
Legal Description	Lot 172 DP 584756
Site Area	390m ² + 48m ² ROW
Building Area	155.96m ²
Site Coverage	39.99%

Design Basis

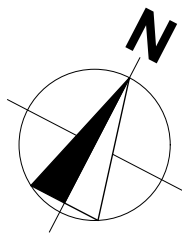
Wind Zone	High
Earthquake Zone	2
Snow Zone	N4 < 100m
Exposure Zone	C

General Notes

- All dimensions shown are to face of foundation unless noted otherwise.
- Refer to Foundation Plan for foundation setout.
- Refer to Drainage Plan for specific drainage info.
- Refer to Sediment Control in Specification & implement where required.
- All sealed driveway and patio areas to be min. 1:100 fall away from building.

Site Levels

- Site Benchmark:
OMA 7 DP 543233
Flush in Channel
(At cnr of Muirhill St & Kennedys Bush Rd)
RL=21.742m
- Origin of Levels:
EKRR (BM0148)
RL=22.816m
Located at corner of Glovers Road & Halswell Road.
Levels in terms of Christchurch Drainage Datum. July 2019 network.



Building Area

Over Frame	152.03m ²
Perimeter	58.10m
Over Cladding	155.75m ²
Perimeter	58.66m
Roof Area*	200.43m ²
Perimeter	61.86m

*Roof area includes fascia & gutter

General

Main Cladding	RCS Graphex
Feature Cladding	JH Axon Panel
Roof Pitch	25°
Roofing	Pressed Metal Tiles (Corona Shake)
Stud Height	2.42m
Interior Door	1.98m High
Wardrobe Door	2.2m High
Cooktop	Ceramic Cooktop

Note: Kitchen layout indicative only, refer to Kitchen Design for details.

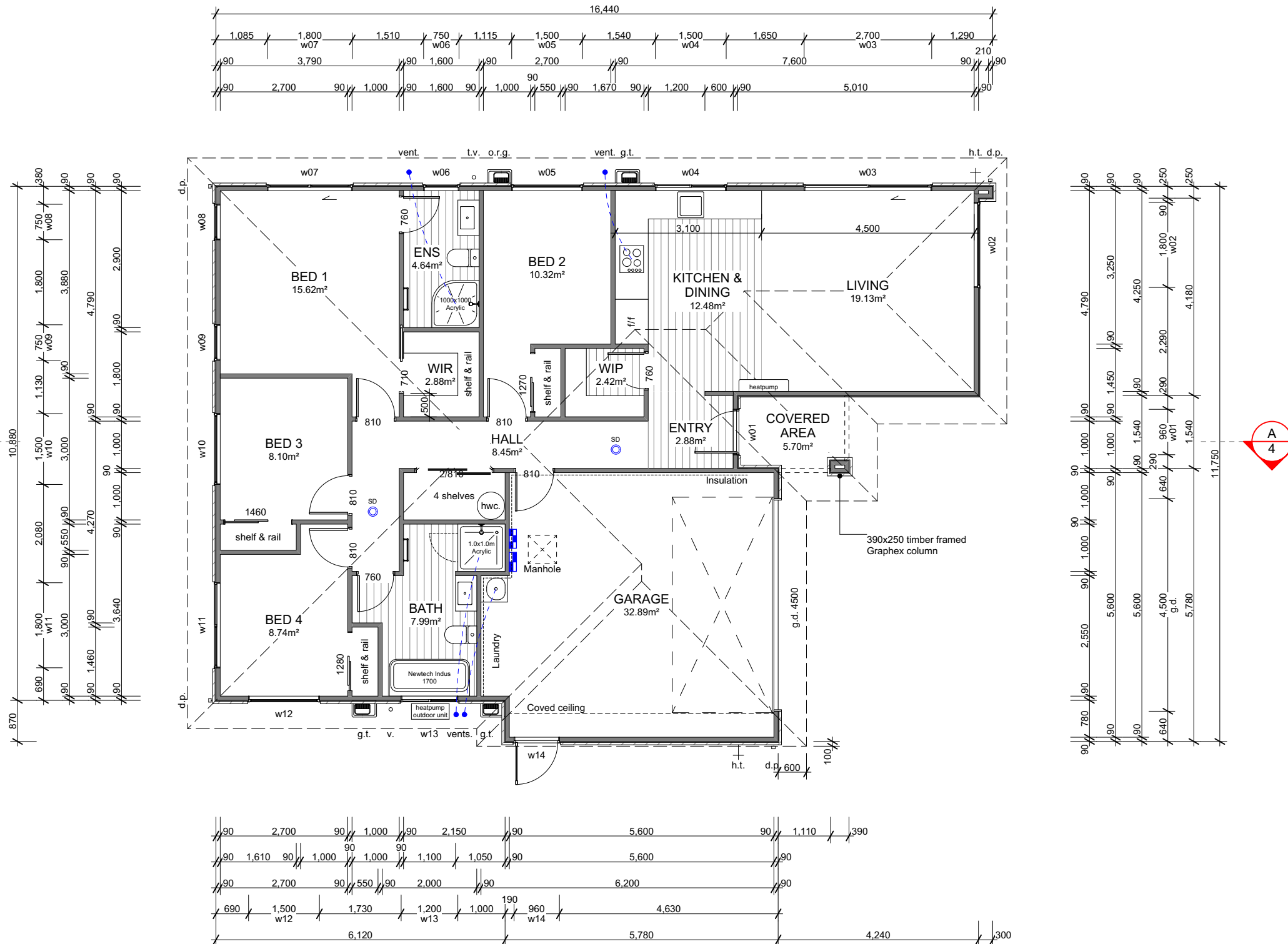
Legend

	Distribution Board & Smart Meter Box
	Data Box
	Smoke Detector with test and hush buttons to comply with NZBC F7/AS1

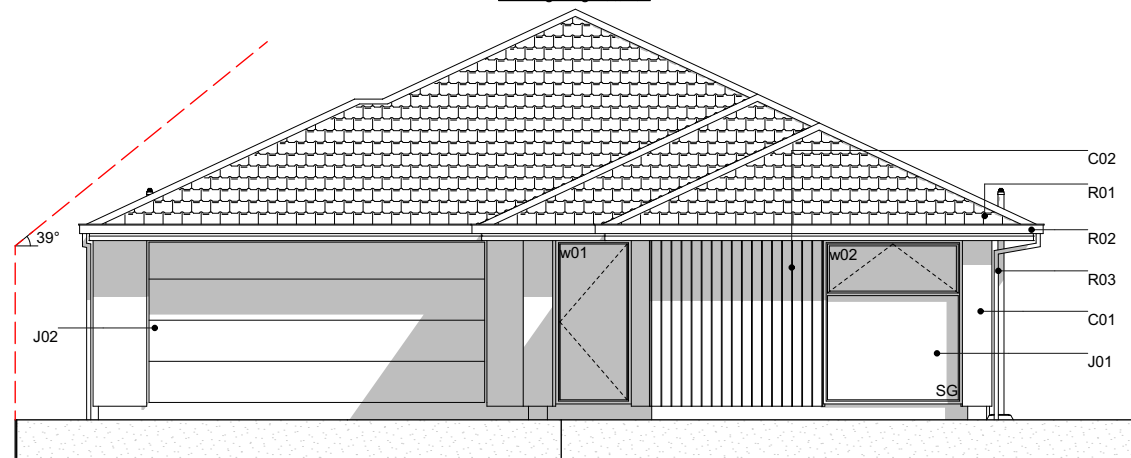
Floor Covering

	Carpet (excl. Garage)
	Vinyl Planks

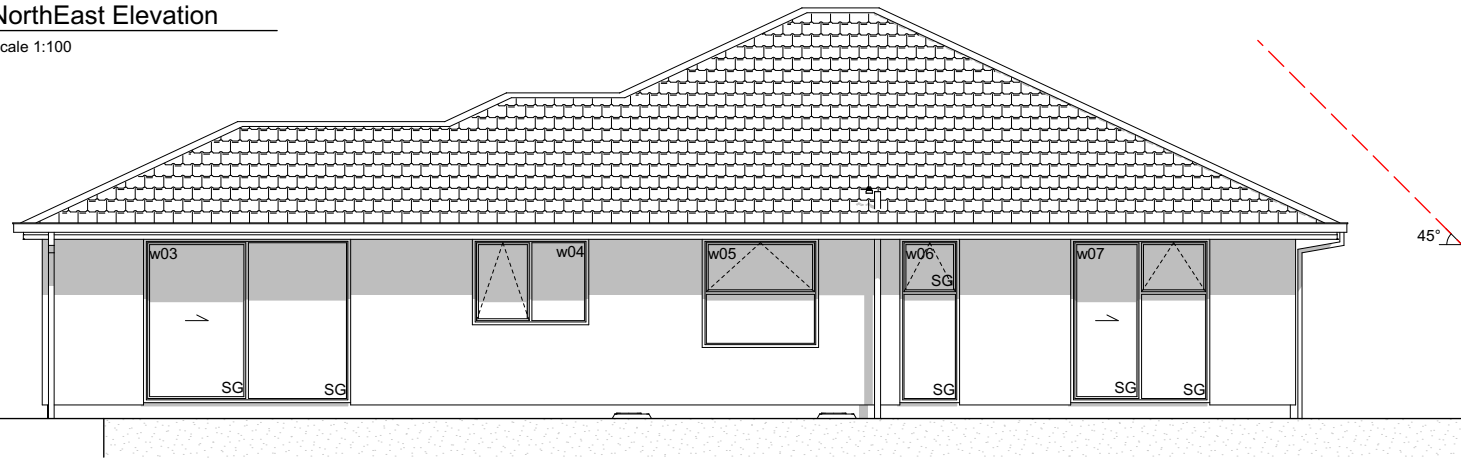
WINDOW SCHEDULE		
ID	H	W
w01	2,130	960
w02	2,130	1,800
w03	2,130	2,700
w04	1,100	1,500
w05	1,400	1,500
w06	2,130	750
w07	2,130	1,800
w08	1,400	750
w09	1,400	750
w10	1,400	1,500
w11	500	1,800
w12	1,400	1,500
w13	1,100	1,200
w14	2,130	960



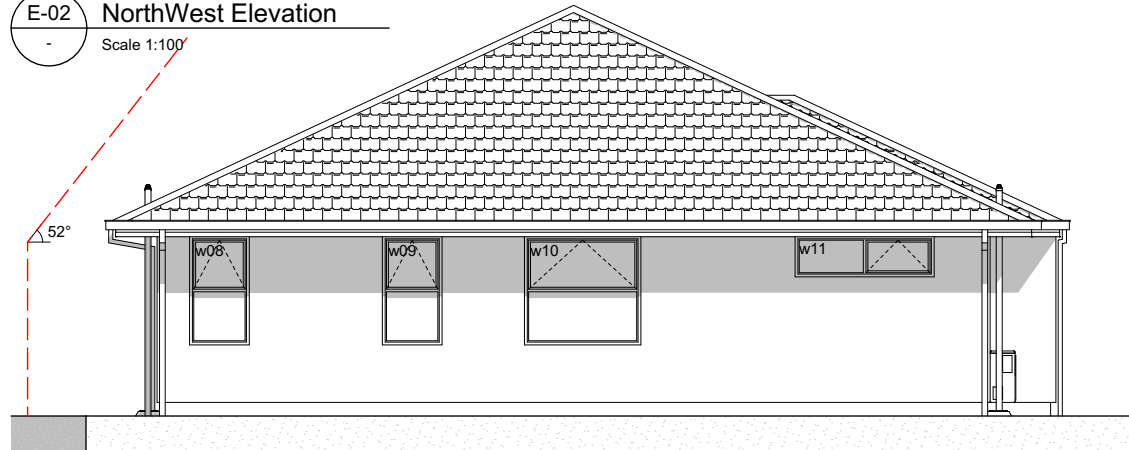
Building Height 5.43m



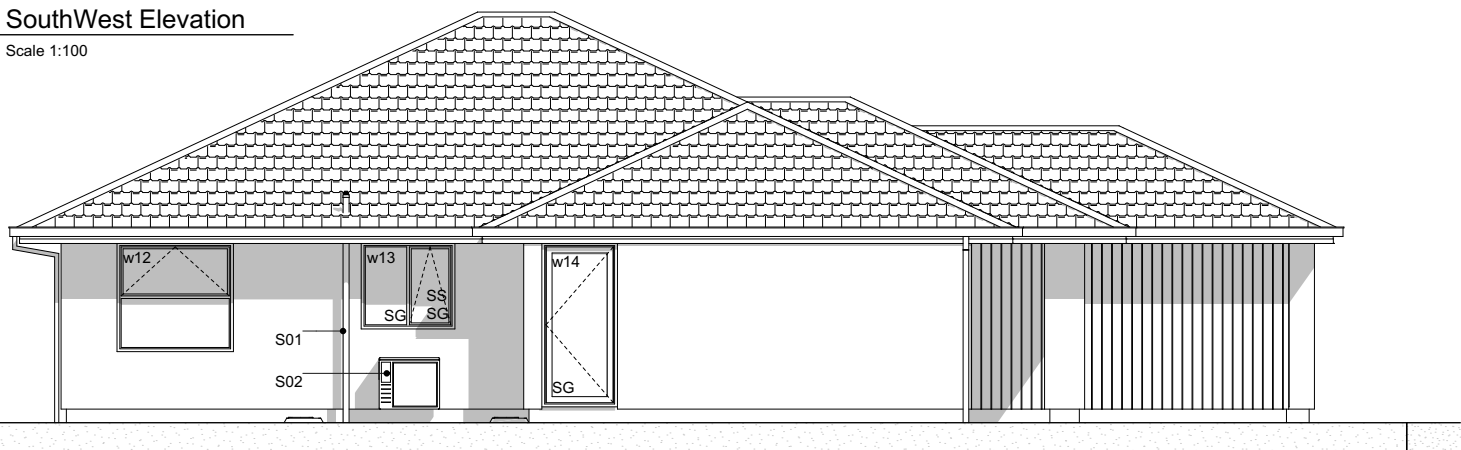
E-01 NorthEast Elevation
Scale 1:100



E-02 NorthWest Elevation
Scale 1:100



E-03 SouthWest Elevation
Scale 1:100



E-04 SouthEast Elevation
Scale 1:100

Elevation Keys

- C01 RCS Graphex 50mm panel with plastered finish on 20mm cavity battens.
- C02 James Hardie Axon panel on 20mm cavity battens.
- R01 Pressed metal tiles roofing.
- R02 Colorsteel steel Quad gutter supported by Colorsteel 185mm fascia.
- R03 Colorsteel 75x55mm downpipes.
- J01 Low E Argon filled double glazed windows in thermally-broken powder coated aluminium frames.
- J02 Sectional garage door.
- J03 APL entry door in thermally-broken powder coated aluminium frames.
- S01 Drainage vent pipe.
- S02 Heatpump outdoor unit on wall bracket.

Legend

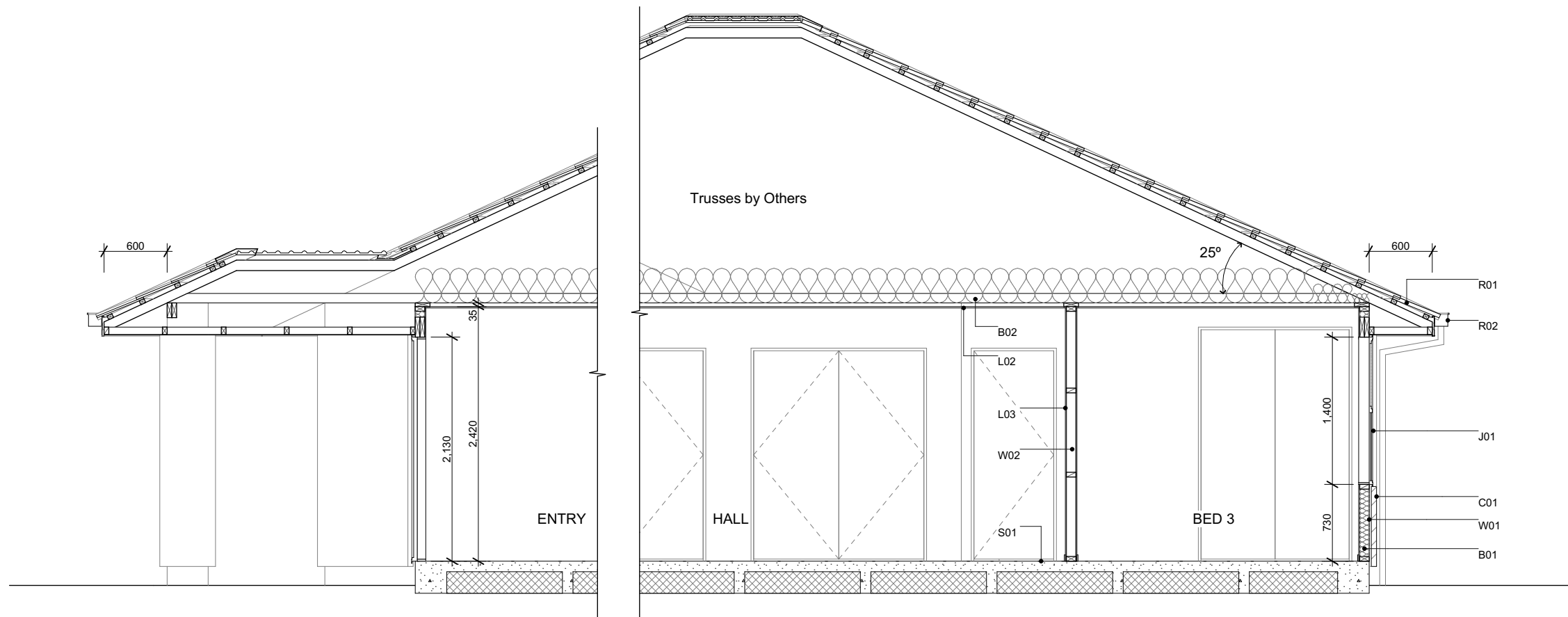
- w01 Window ID
- SS Security Stay
- SG Safety Glass

General Notes

Driveway to fall from 20mm max. below garage rebate.

Section Keys

- C01 RCS Graphex 50mm panel with plastered finish on 20mm cavity batten over building wrap on timber framing.
- C02 James Hardie Axon panel on 20mm cavity battens over building wrap on timber framing.
- W01 External walls 90x45mm studs @ 600mm crs, dwangs @ 800mm crs. Top plates 90x45 + 140x35mm.
- W02 Internal walls 90x45mm studs @ 600mm crs, dwangs @ 800mm crs..
- S01 Ribraft Foundation.
- T01 Roof trusses as per Truss Design.
- R01 Pressed metal tiles roofing on 50x40mm timber battens over self-supported roof underlay on trusses.
- R02 Colorsteel Quad gutter on 185mm Colorsteel fascia.
- R03 75x55mm Colorsteel downpipes with wall brackets.
- J01 Low E Argon filled double glazed windows in thermally-broken powder coated aluminium frames. H3.1 timber reveals for painted finish.
- J02 Sectional garage door. H3.1 timber reveals for painted finish.
- B01 R2.8 wall insulation batts.
- B02 R7.0 ceiling insulation batts. Compressed insulation to fit at the first 500mm from the top plate as per manufacturer's instruction. Insulation baffle required to allow for the 25mm ventilation clearance.
- B03 R5.0 skillion insulation batts.
- L01 4.5mm Hardie soffit linings for painted finish.
- L02 13mm Gib ceiling linings supported by 35mm Rondo ceiling battens @ 600mm crs. Stopped smooth for painted finish. (Wet area ceiling 13mm Gib Aqualine)
- L03 10mm Gib wall linings stopped smooth for painted finish. (Wet area wall 10mm Gib Aqualine)



17 Goh Street, Lincoln
 ey.archiplus@gmail.com
 (03) 325 2068
 021 0221 8868



W E N D E L B O R N
P R O P E R T Y L T D
 LOT 172 KENNEDYS GREEN
 35 COMER STREET HALSWELL CHCH

Issue
 Concept Design

This plan is developed for the purchaser
 and is copy right to Archiplus Ltd.

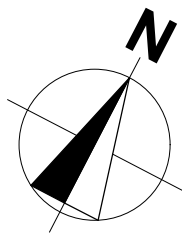
Section A-A

Scale 1:50 @ A3

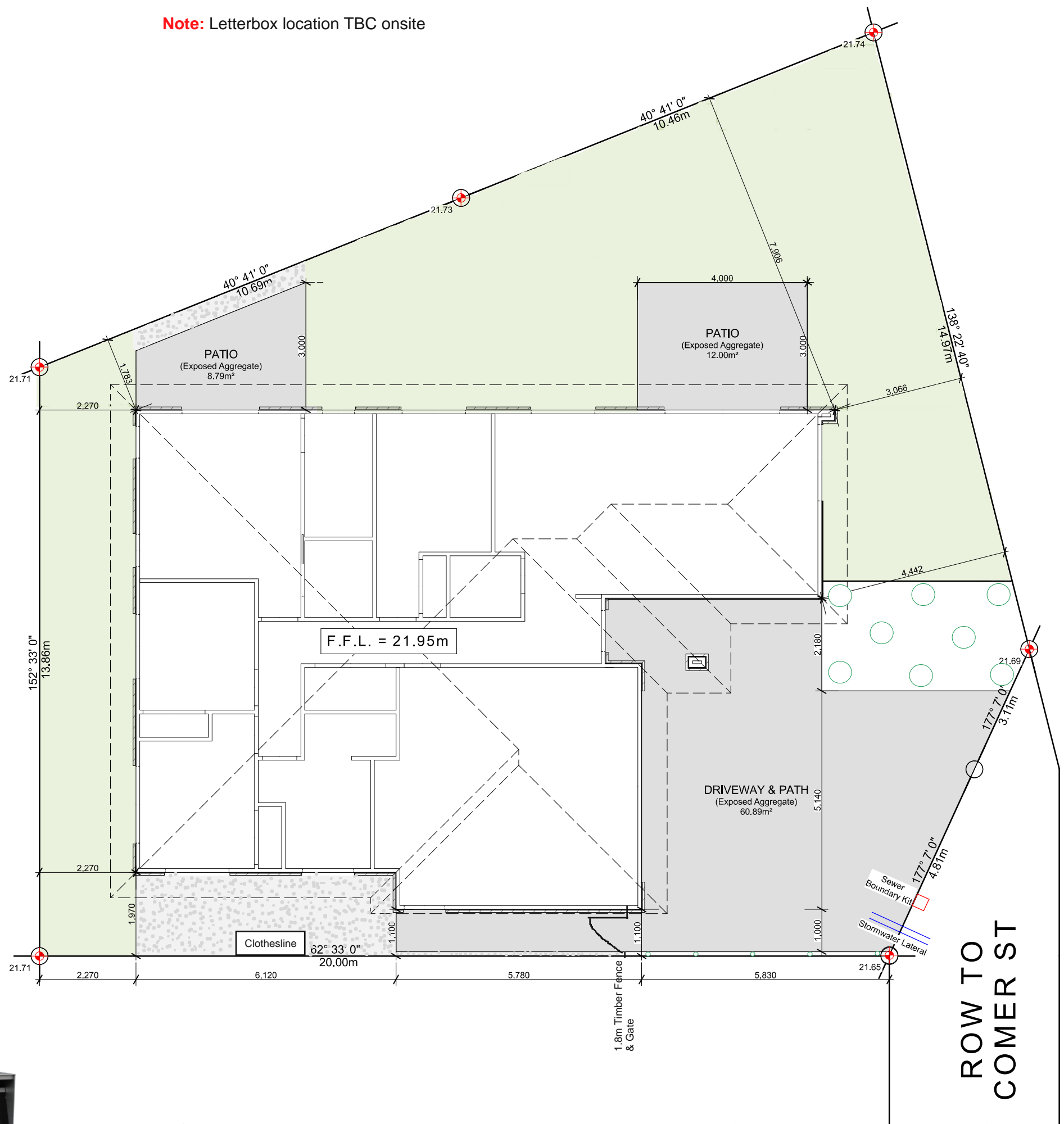
Revision 2
 Date 29/02/2024
 File No. 24059

Sheet No.

4



Note: Letterbox location TBC onsite



- The landscaper will use an assortment of plants from the list below:
- Agapanthus Peter Pan - Dwarf blue Nile lily
 - Acacia Limelight - Dwarf wattle
 - Choisya Ternata - Mexican orange blossom
 - Carex Secta - Makura sedge
 - Lavandula angustifolia 'Hidcote' - English Lavender
 - Pittosporum little gem
 - Thuja occidentalis Smaragd - Emerald Cedar
 - Viburnum tinus Eve Price
 - Azalea
 - Corokia geentys green
 - Pseudowintera colorata 'Red Leopard' - Horopito/Pepper tree
 - Camellia 'Cinnamon Cindy'



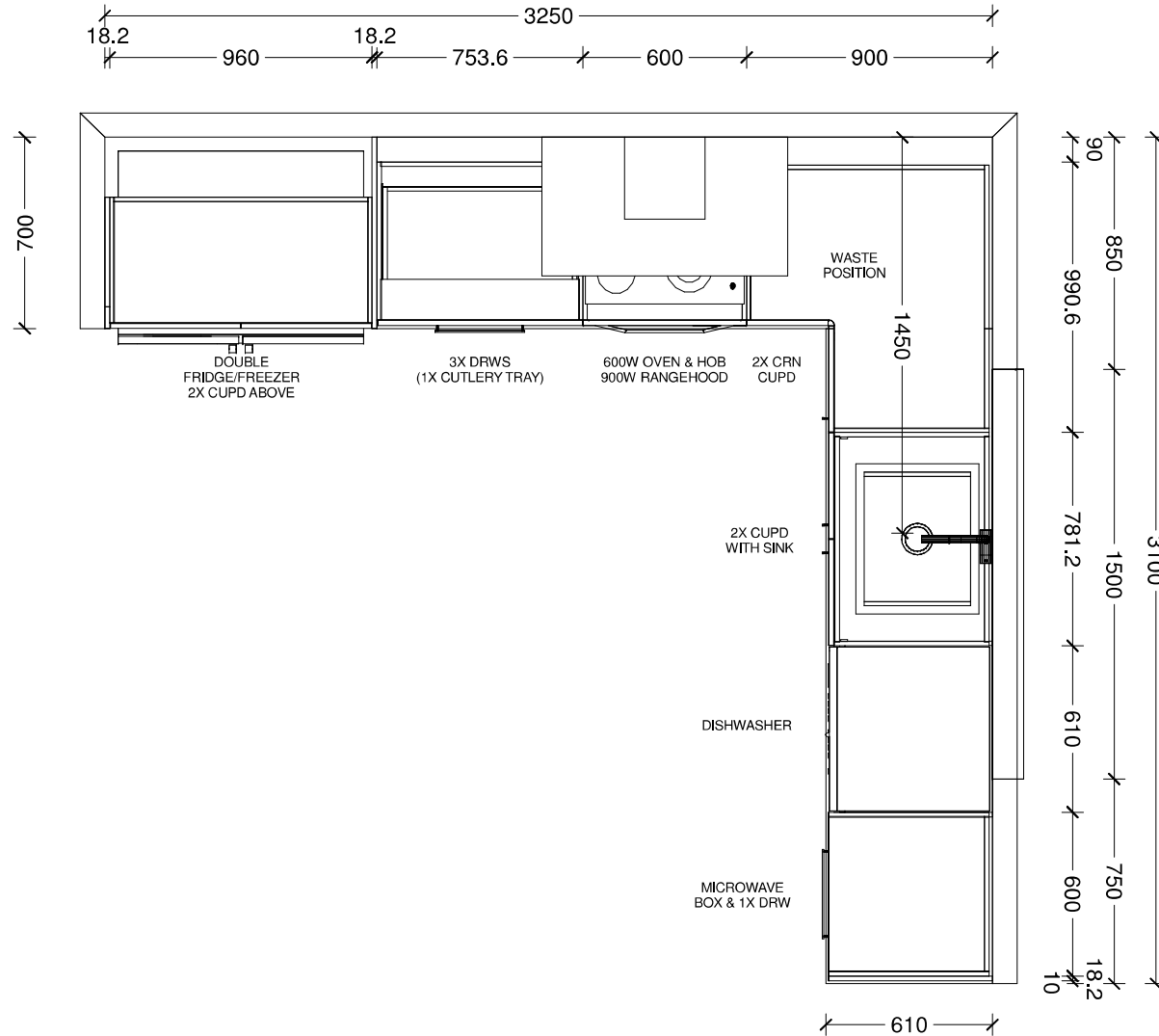
**WENDEL BORN
PROPERTY LTD**
LOT 172 KENNEDYS GREEN
35 COMER STREET HALSWELL CHCH

Issue
Concept Design
This plan is developed for the purchaser
and is copy right to Archiplus Ltd.

Site Plan
Scale 1:100 @ A3

Revision 1
Date 21/02/2024
File No. 24059

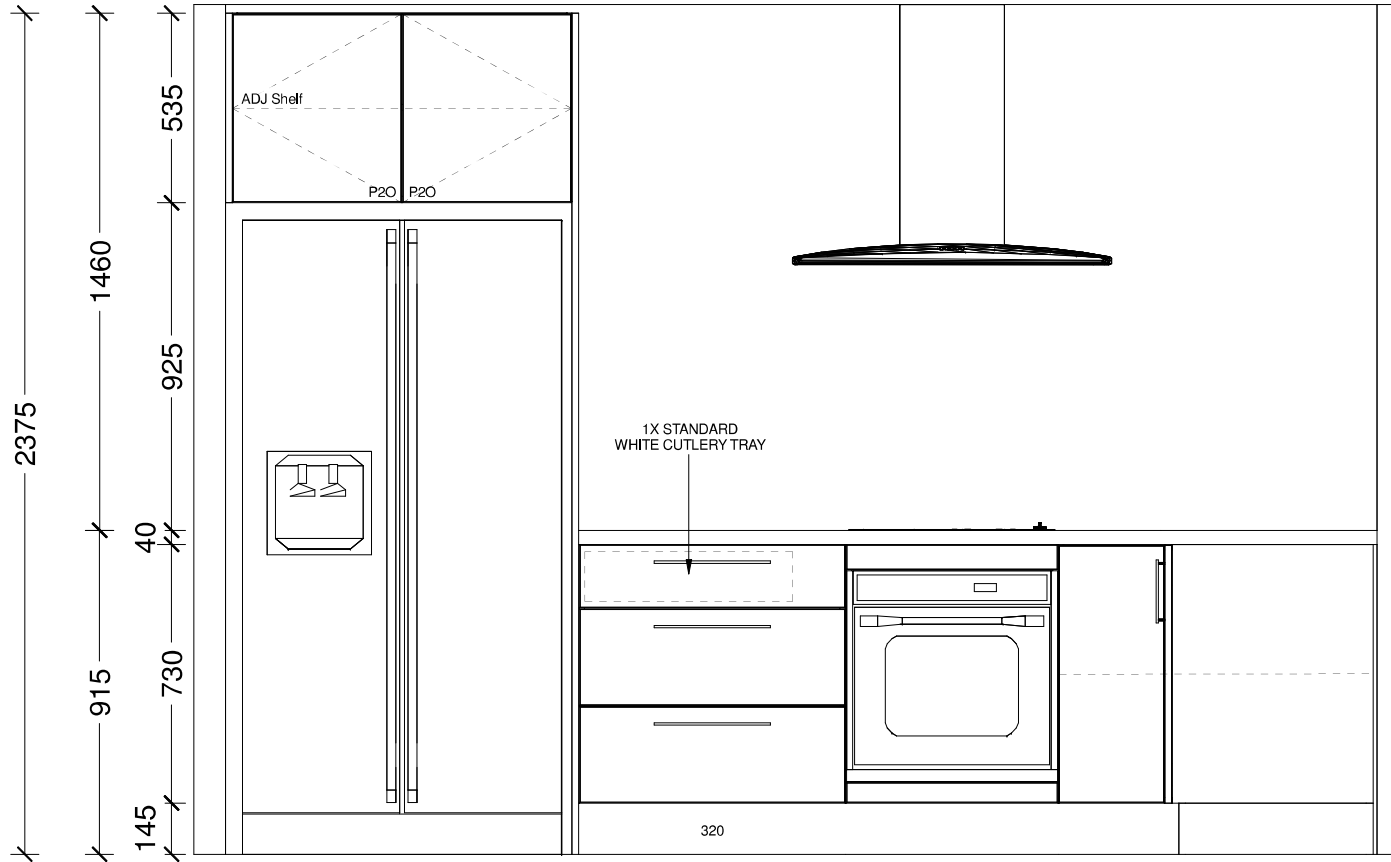
Sheet No.
1



Benchtop Colour:
40mm square edge Tristone in Pure White
Main Joinery Colour:
Bestwood Simply White Embossed
Handles:
4062-192/320-Titanium Grey
Sink:
Lazio NZLSS-5545 Stainless Single Bowl

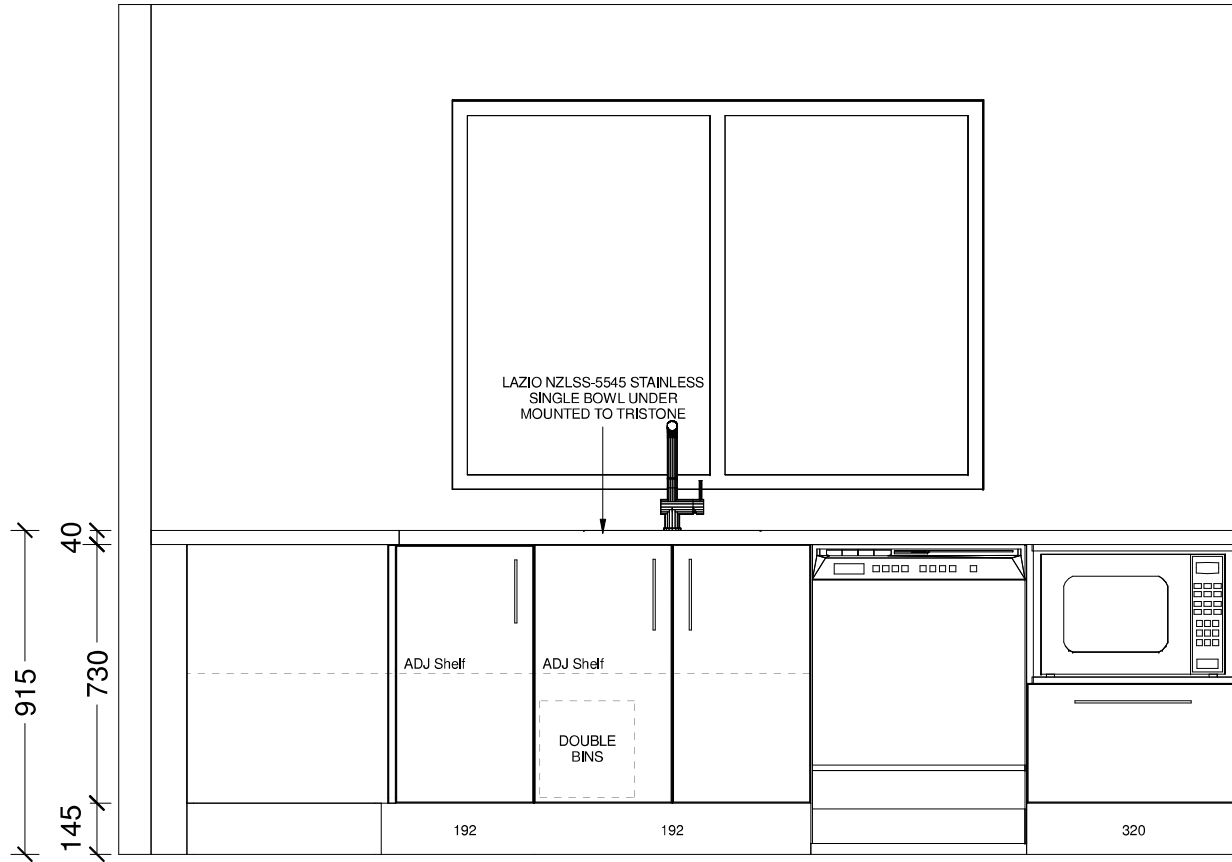
Designer: Sarah Molyneux	Date: 28 Feb 24	Client: Oakridge Homes	BC Ref: Job	Site Address:	Job#: Default	
Dwg: Kitchen Plan	Scale: 1 : 25	Customer: The Rata Modified				

This is an original design and must not be released or copied unless applicable fee has been paid or job order placed. All dimensions and size designations given are subject to verification on job site and adjustment to fit job conditions.



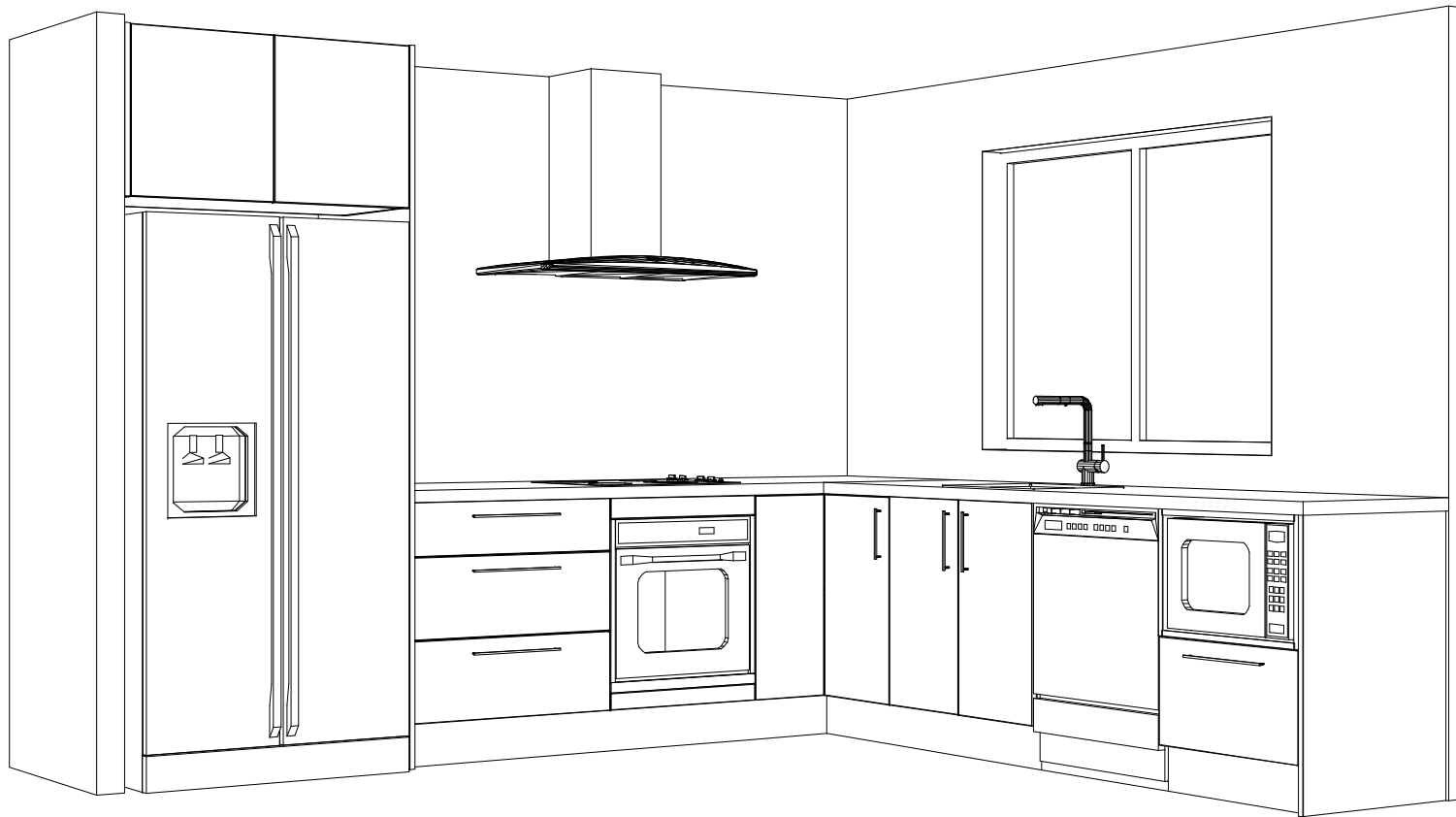
Designer: Sarah Molyneux	Date: 28 Feb 24	Client: Oakridge Homes	BC Ref: Job	Site Address:	Job#: Default	
Dwg: Kitchen Elevation	Scale: 1 : 20	Customer: The Rata Modified				

This is an original design and must not be released or copied unless applicable fee has been paid or job order placed. All dimensions and size designations given are subject to verification on job site and adjustment to fit job conditions.



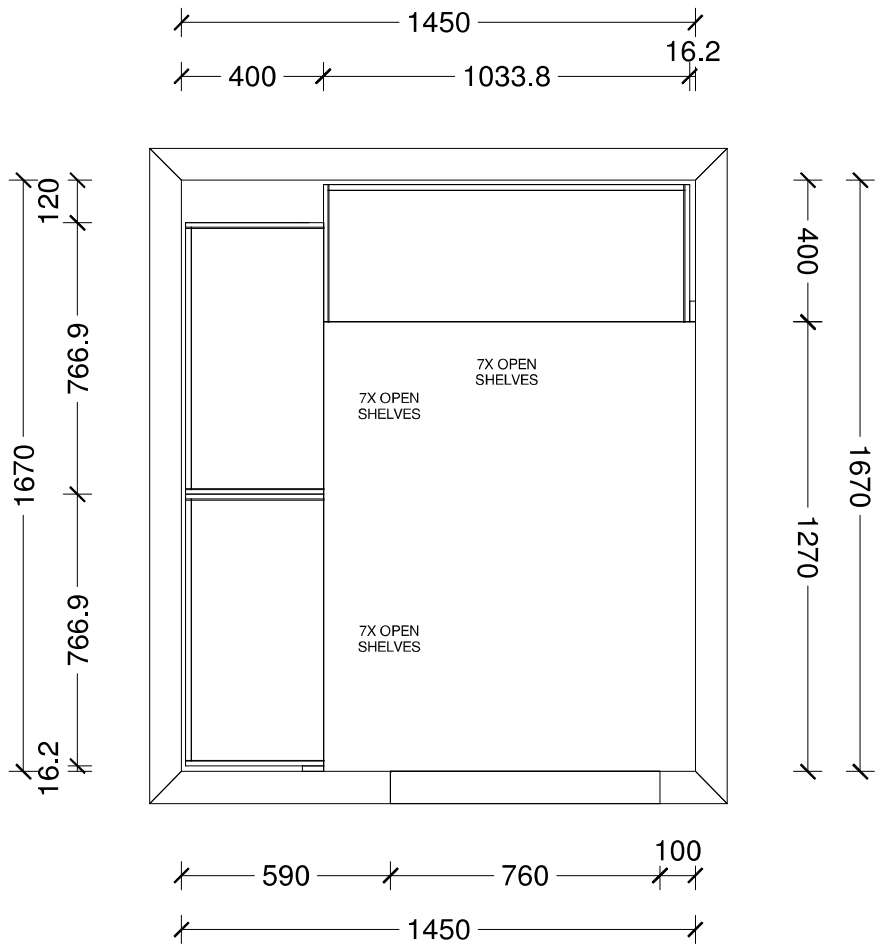
Designer: Sarah Molyneux	Date: 28 Feb 24	Client: Oakridge Homes	BC Ref: Job	Site Address:	Job#: Default	
Dwg: Kitchen Elevation	Scale: 1 : 20	Customer: The Rata Modified				

This is an original design and must not be released or copied unless applicable fee has been paid or job order placed. All dimensions and size designations given are subject to verification on job site and adjustment to fit job conditions.



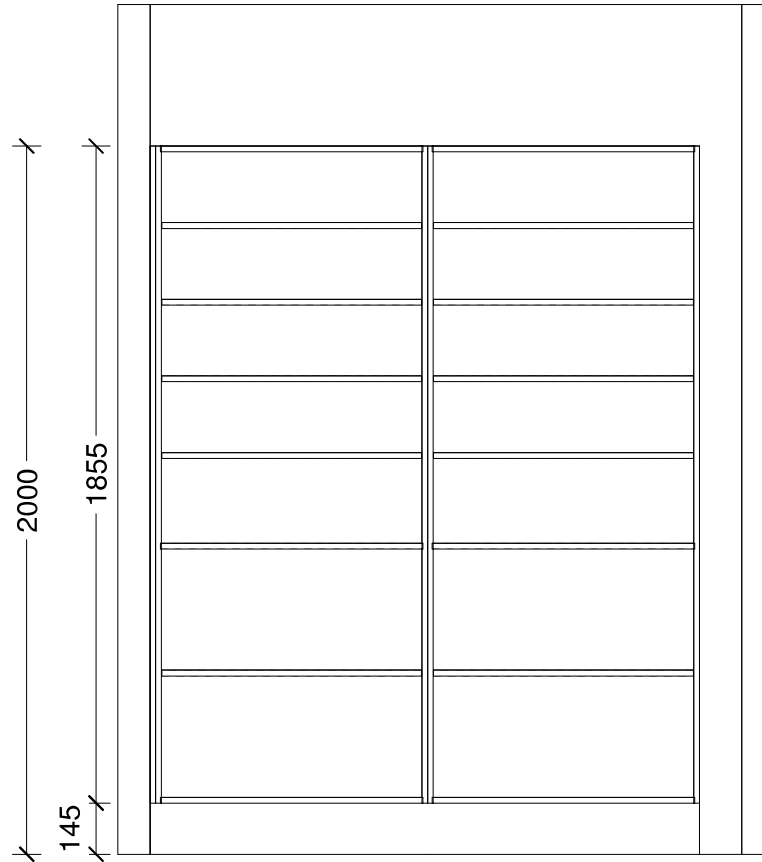
Designer: Sarah Molyneux	Date: 28 Feb 24	Client: Oakridge Homes	BC Ref: Job	Site Address:	Job#: Default	
Dwg: Kitchen 3D Perspective	Scale:	Customer: The Rata Modified				


This is an original design and must not be released or copied unless applicable fee has been paid or job order placed. All dimensions and size designations given are subject to verification on job site and adjustment to fit job conditions.



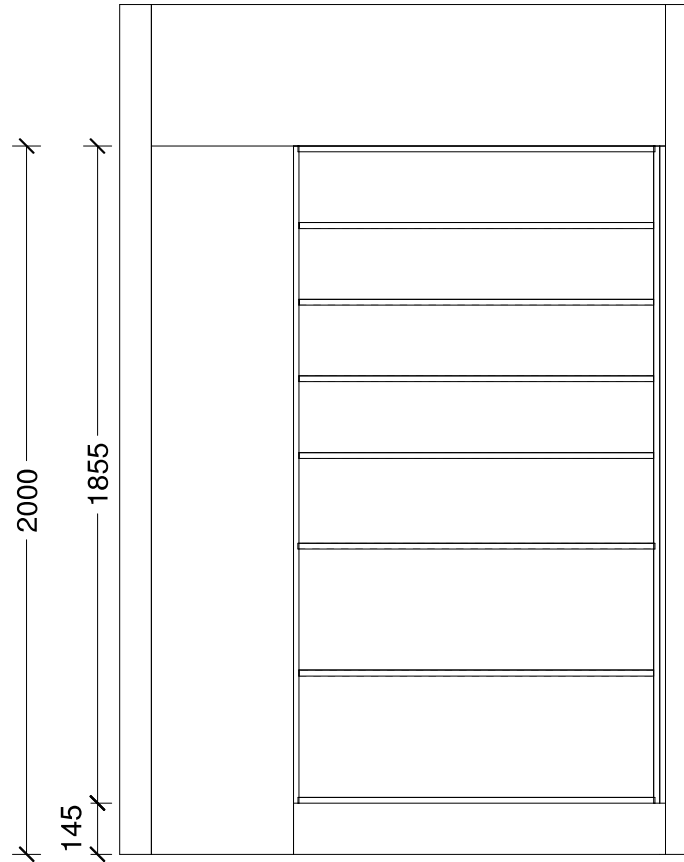
Designer: Sarah Molyneux	Date: 28 Feb 24	Client: Oakridge Homes	BC Ref: Job	Site Address:	Job#: Default	
Dwg: Pantry Plan	Scale: 1 : 20	Customer: The Rata Modified				

This is an original design and must not be released or copied unless applicable fee has been paid or job order placed. All dimensions and size designations given are subject to verification on job site and adjustment to fit job conditions.




Designer: Sarah Molyneux	Date: 28 Feb 24	Client: Oakridge Homes	BC Ref: Job	Site Address:	Job#: Default	
Dwg: Pantry Elevation	Scale: 1 : 20	Customer: The Rata Modified				

This is an original design and must not be released or copied unless applicable fee has been paid or job order placed. All dimensions and size designations given are subject to verification on job site and adjustment to fit job conditions.



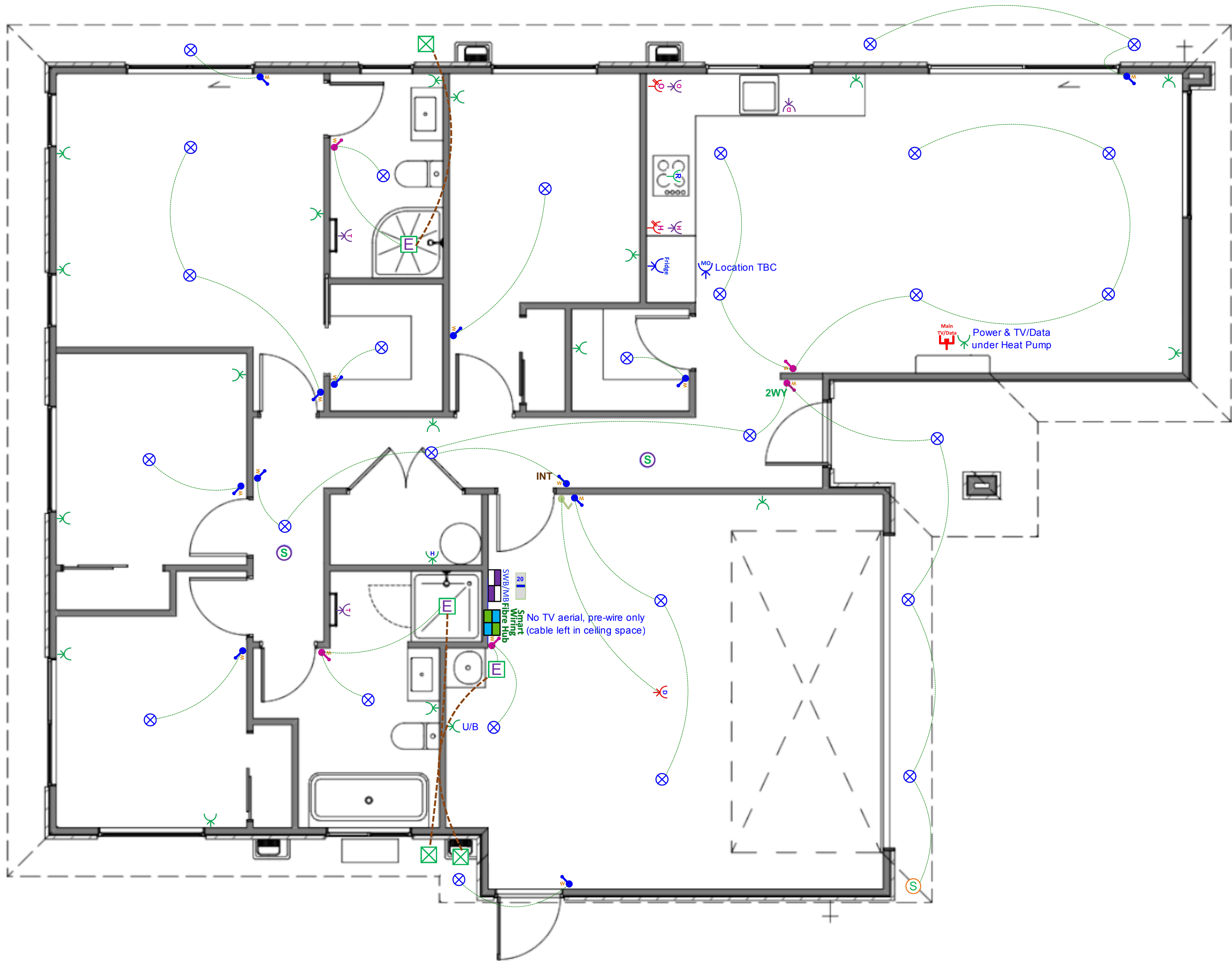
Designer: Sarah Molyneux	Date: 28 Feb 24	Client: Oakridge Homes	BC Ref: Job	Site Address:	Job#: Default	
Dwg: Pantry Elevation	Scale: 1 : 20	Customer: The Rata Modified				

This is an original design and must not be released or copied unless applicable fee has been paid or job order placed. All dimensions and size designations given are subject to verification on job site and adjustment to fit job conditions.









Designer: Sarah Molyneux	Date: 28 Feb 24	Client: Oakridge Homes	BC Ref: Job	Site Address:	Job#: Default	
Dwg: Pantry 3D Perspective	Scale:	Customer: The Rata Modified				



This is an original design and must not be released or copied unless applicable fee has been paid or job order placed. All dimensions and size designations given are subject to verification on job site and adjustment to fit job conditions.



Plan: Rata Modified Garage Left - Electrical Design

Electrical		
Item		Total
 Electrical Base with 34-Way Deep Combined Meter Switchboard (Single Phase)		1 EA
 Tradesave Rangehood Power Socket		1 EA
 Tradesave Slim Single Power Socket (White) 10A - Fridge		1 EA
 Tradesave Slim Single Power Socket (White) 10A - Microwave		1 EA
 Tradesave Double Power Socket Horizontal (White) 10A		19 EA
 Tradesave Slim Double Power Socket with Oven Isolator Switch (White) 10A		1 EA
 Tradesave Slim Double Power Socket with Hob Isolator Switch (White) 10A		1 EA
 Tradesave Built-In Oven Hard-Wired Power Connection up to 20 Amp max		1 EA
 Tradesave Slim Electric Hob Hard-Wired Power Connection up to 32 Amp max		1 EA
 Tradesave Slim Dishwasher Power Socket		1 EA
 Tradesave Garage Door Opener Press Button (White)		1 EA
 Tradesave Slim Garage Door Power Socket		1 EA
 Tradesave Slim Hot Water Cylinder Hard-Wired Power Connection		1 EA
 Air Conditioning Circuit 20A MCB Installation For Heat Pump Circuit		1 EA
 Smoke Detector Alarm - 230v Mains powered with 9V battery backup		2 EA
 Tradesave Slim Heated Towel Rail Circuit & Installation (Excludes supply of Towel Rail)		2 EA
 Extractor Fan Inline 150mm & up to 6m of duct		3 EA
 Extractor Fan External Grill (White)		3 EA
 External 180-Degree Lighting Movement Sensor (White)		1 EA
 Recessed LED Downlight Prolux DL54 with White Fascia & Circuit		28 EA
 Tradesave Slim White Light Switch 1 Gang		12 EA
 Tradesave Slim White Light Switch 2 Gang		5 EA
 2-Way Light Circuit		1 EA

Electrical

	Item	Total
INT	Tradesave Slim 3-way Intermediate Switching Light Circuit	1 EA
	Smart Wiring 20" Hub & Fibre Optic Pathway incl Power Circuit	1 EA
	Tradesave Slim Main UHF TV/Data Network Socket (Cat6) - White	1 EA