



House & Land Package

Lot 240 Kennedys Green, Stage 2

Halswell, Christchurch

Dwelling
Size

121m²

Section
Size

341m²

\$759,900



3



1



2



1



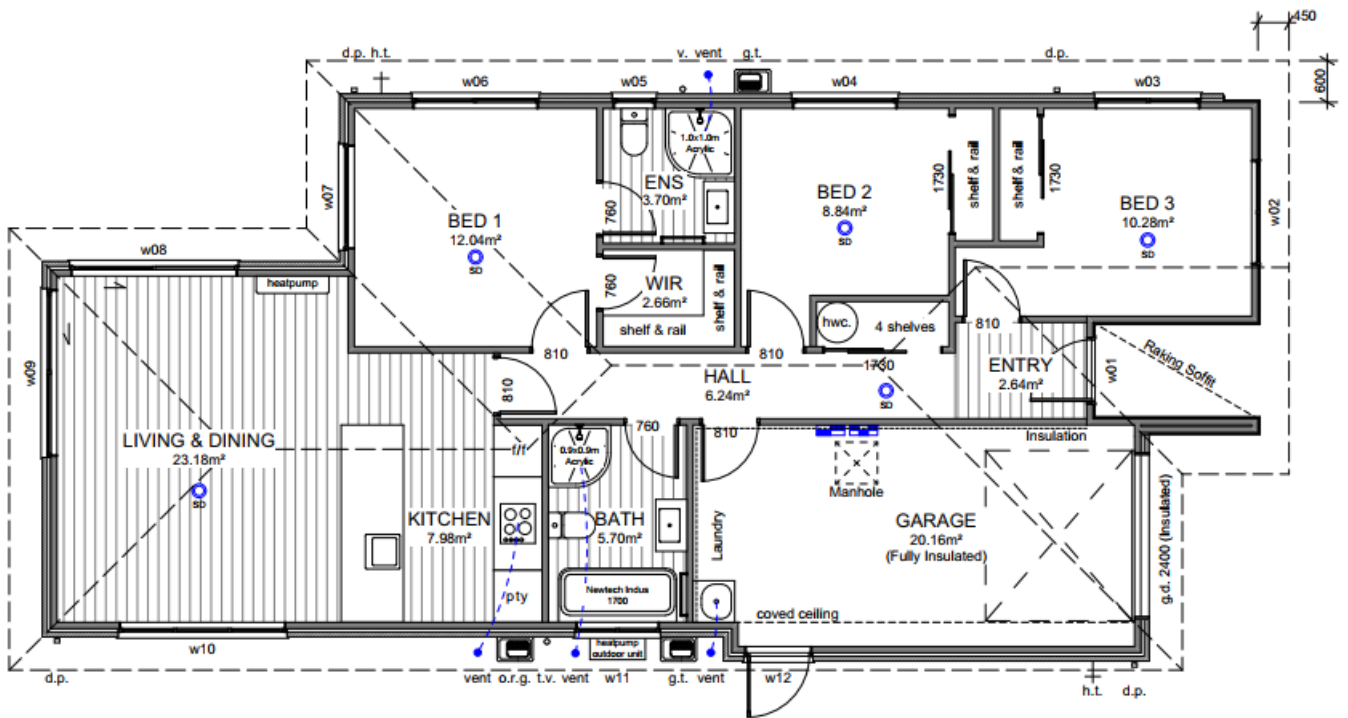
Artist Impression Only — Refer to Concept Plans

House and land package featuring three bedrooms, master includes a walk-in wardrobe and ensuite, open plan kitchen, dining and living, family sized bathroom and internal access garaging. Designed with a patio from the living space enhancing the indoor / outdoor flow. Custom designer kitchen, quality fittings and full landscaping package included.

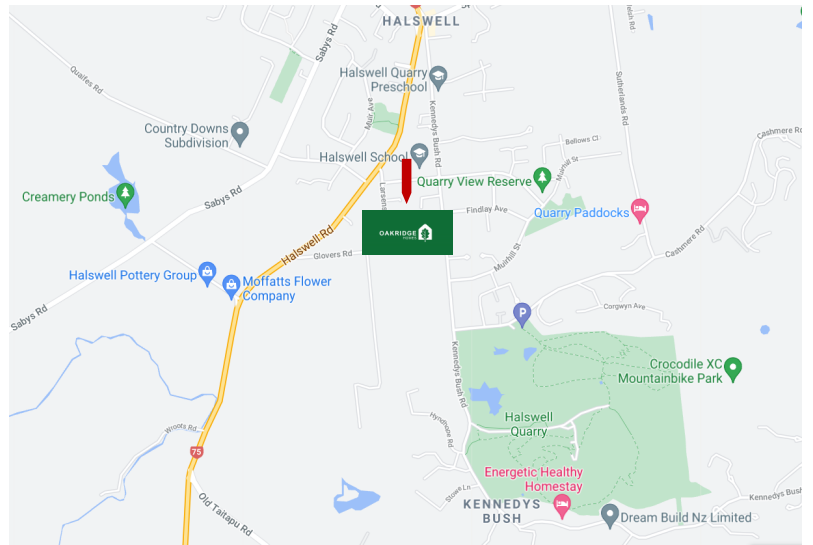
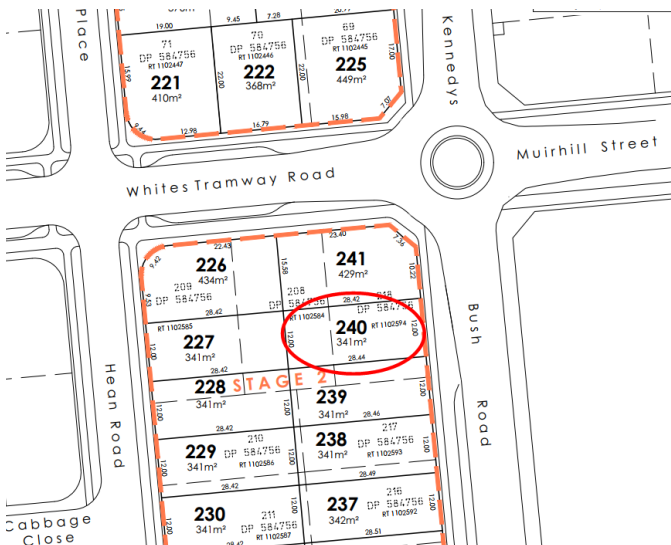
Within ten minutes drive to Christchurch City Centre Kennedys Green is surrounded by natural reserves and vast views of the Port Hills. Conveniently located within close proximity to the Halswell Shopping Centre where you will find various retail outlets, cafes, restaurants, a pharmacy and supermarket. Only steps from the recreational Quarry Park, sought-after Halswell School, public swimming pool and library Kennedys Green is a highly desirable location.



Floor Layout:



Site Location:



Disclaimer: For the use of illustrative purposes only. Oakridge Homes Limited accept no liability for any discrepancies which may become apparent once construction commences.



Specification










Lot 240 Kennedys Green, Stage 2, Halswell, Christchurch

General:			
Guarantee:	10 year Masterbuild	Insurance:	Builders All Risk
Warranty:	365 day from settlement	Utilities:	Sewer pump chamber & Fibre
Dwelling Exterior:			
Foundation:	TC2 RibRaft	Framing / trusses:	2.42m NZ5S 3602:2003 with building wrap / kiln dried pine
Roofing:	25° metal pressed tile— corona shake	Fascia and gutter:	Dimond metal fascia and quad gutter
Downpipes:	Colorsteel 75x55 rectangular	Main cladding:	The Brickery—70 Series Brick
Feature cladding:	James Hardie Axon	Entry door:	Thermally-broken APL 860mm Latitude with urbo lever
Window joinery:	Low E Argon filled double glazed windows in thermally-broken powder coated aluminium frames	Garage door:	Insulated Coloursteel flat panel wood-grain 2.4m
Dwelling Interior:			
Insulation:	As per Building Code—Including entire garage envelope, internal & external walls	Plasterboard:	Plasterboard - 10mm to walls, wet area to bathrooms and 13mm to ceilings
Gib stopping:	Grade 4 paint finish in accordance with AS/NZ 2311:2009	External corners:	Square stop
Hinged doors:	1980mm Straten (horizontal V groove polycore—2 line)	Wardrobe sliders:	2200mm Horizontal V groove
Wardrobe shelving:	MDF shelf and rail	Cupboard shelving:	MDF shelves x4
Door hardware:	Windsor Futura – Apex brushed nickel	Skirting board:	60mm bevel
Electrical:	As per plan	Heatpump:	As per Healthy Home Standards
Extractor:	Inline extractor fan	Hot water cylinder:	Rheem 250L
Carpet	Belgotex Urban Twist	Vinyl plank:	Belgotex Luxury Plank—Province
Splashback tiles:	100x300mm subway tile (Kitchen only)	Window coverings:	Windoware Austro roller blinds—Slate Excluding garage and bathrooms
Landscaping:			
Driveway and patio:	Exposed aggregate—sealed	Vehicle crossing:	Included
Soft landscaping:	As per plan	Fencing:	Internal fencing including one gate.



Specification











Lot 240 Kennedys Green, Stage 2, Halswell, Christchurch

Kitchen and Laundry:			
<p>Kitchen, bench surface and splashback:</p>	<p>Custom made Melteca or Bestwood finished cabinetry. TriStone 12mm benchtop on negative detail. Tiled splashback full length of back bench/wall.</p> <p>*Refer to plans and colour scheme</p>	<p>Kitchen sink:</p>	<p>Lazio NZLSS-5545 single stainless steel sink</p> 
<p>Kitchen tapware:</p>	<p>Greens Astro II Gooseneck Slim</p> 	<p>Kitchen handles:</p>	<p>Stefano Orlati 4062— Titanium</p> 
<p>Oven:</p>	<p>Bosch HBF133BSOA</p> 	<p>Ceramic cooktop:</p>	<p>Bosch PKE611K17A</p> 
<p>Rangehood:</p>	<p>Bosch DWB97DM50A</p> 	<p>Dishwasher:</p>	<p>Bosch SMU05D05AU</p> 
<p>Laundry tub:</p>	<p>Aquatica Laundra Studio</p> 	<p>Feature pendant:</p> <p>*dependent on supply, similar fitting to be used if unavailable</p>	<p>Staverton 1L—black</p> 



Specification

Lot 240 Kennedys Green, Stage 2, Halswell, Christchurch

Bathrooms:			
Vanities:	Newtech Frank Plus 750mm 	Mirrors:	Polished edge direct fix—1000x750mm 
Showers:	Arena curved with moulded wall 	Toilets:	Newtech Casalino Back To Wall 
Bath:	Newtech Indus back-to-wall 1700mm 	Towel rails:	Newtech 5 bar square—heated 
Basin mixers:	Greens Astro II 	Shower / bath mixers:	Greens Astro II Round 
Shower slides:	Greens Glide Rainboost Adjustable 	Bath spout:	Greens Legacy 

Colour Scheme

Lot 240 Kennedys Green, Stage 2, Halswell, Christchurch


Exterior:

Roof:	Obsidian
Fascia / Gutter / Downpipes:	Ebony
Window joinery:	Ebony
Front door:	Ebony
Front door frame:	Ebony
Garage door:	Ebony
Garage door frame:	Ebony
Soffits:	Half black white
Exterior cladding (Main):	Terracotta with natural mortar
Exterior cladding (Feature):	All black

Interior:

Ceilings:	Half black white
Walls:	Black white
Interior doors:	Black white
Skirting:	Black white
Carpet:	Iron
Vinyl plank:	Natural
Kitchen cabinetry main:	Bestwood simply white
Feature kitchen/ negative detail:	Subtle grey velvet
Kitchen benchtop:	TriStone 12mm – Pure white
Kitchen splashback:	White gloss with misty grey grout


Exterior:

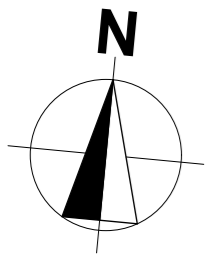


Interior:



Kitchen:





Site Info

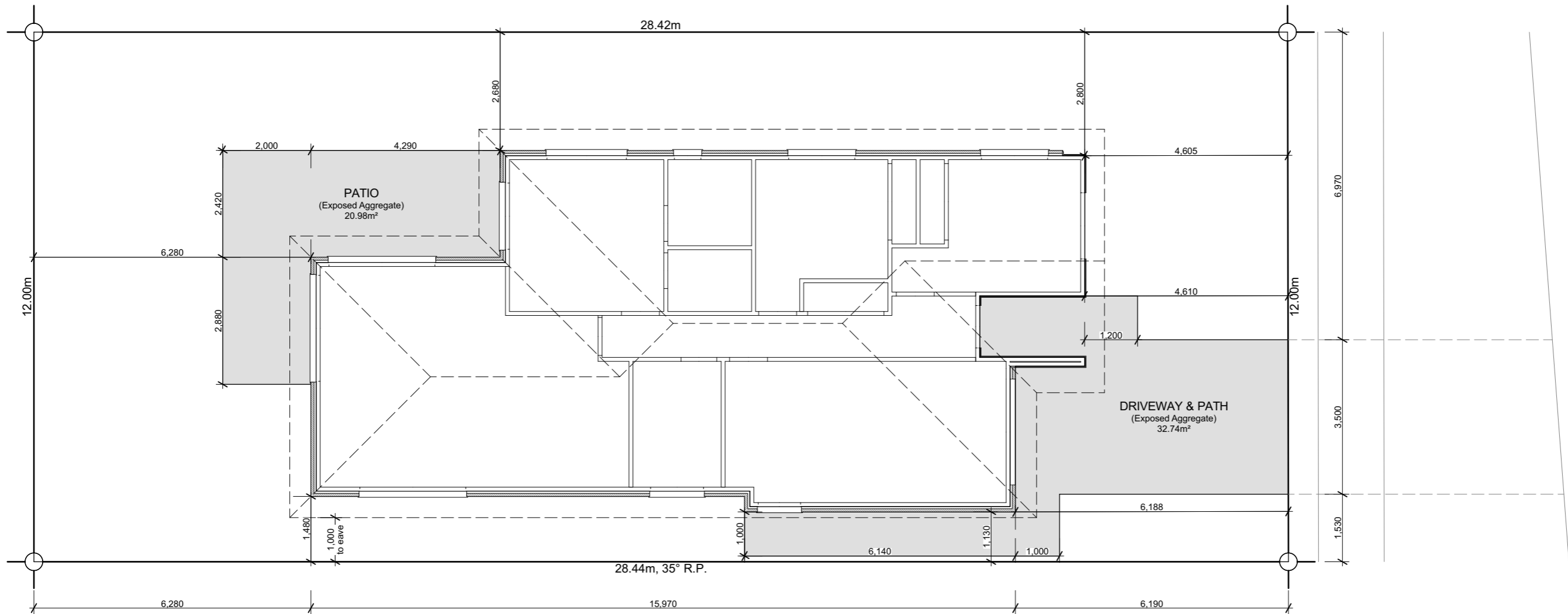
Site Address	Kennedys Bush Road Christchurch
Legal Description	Lot 240
Site Area	341m ²
Building Area	121.63m ²
Site Coverage	35.67%

Design Basis

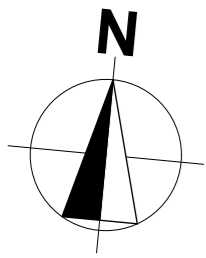
Wind Zone	High
Earthquake Zone	2
Snow Zone	N4 < 100m
Exposure Zone	C

General Notes

All dimensions shown are to *face of foundation* unless noted otherwise.
 Refer to Foundation Plan for foundation setout.
 Refer to Drainage Plan for specific drainage info.
 Refer to Sediment Control in Specification & implement where required.
 All sealed driveway and patio areas to be min. 1:100 fall away from building.
 Site bearings, dimensions and north point subject to the Issue of Certificate of Title.



KENNEDYS BUSH ROAD



Building Area

Over Frame	115.98m ²
Perimeter	55.50m
Over Cladding	121.63m ²
Perimeter	56.28m
Roof Area*	155.81m ²
Perimeter	55.56m




*Roof area includes fascia & gutter.

General



Main Cladding	70s Clay Brick
Feature Cladding	JH Axon Panel
Roof Pitch	25°
Roofing	Pressed Metal Tiles (Corona Shake)
Stud Height	2.42m
Interior Door	1.98m high
Wardrobe Door	2.20m high
Cooktop	Ceramic Cooktop

Note: Kitchen layout indicative only, refer to Kitchen Design for details.

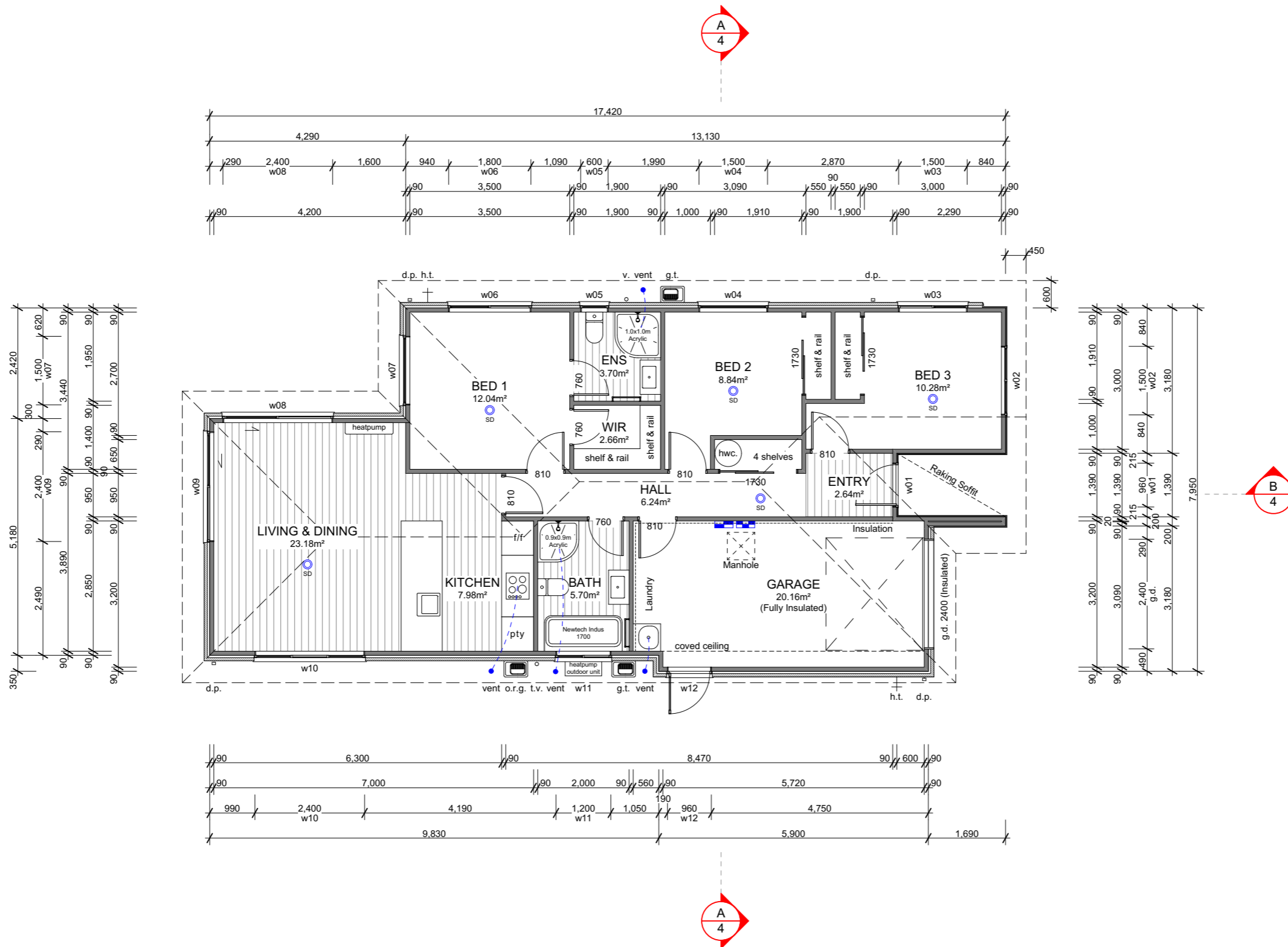
Legend

-  Distribution Board and Smart Meter Box
-  Data Box
-  Smoke Detector 10 year long-life battery-operated & interconnected (Cavius)

Floor Covering

-  Carpet (excl. Garage)
-  Vinyl Planks

WINDOW SCHEDULE		
ID	H	W
w01	2,130	960
w02	2,130	1,500
w03	500	1,500
w04	1,400	1,500
w05	1,100	600
w06	500	1,800
w07	1,400	1,500
w08	2,130	2,400
w09	2,130	2,400
w10	500	2,400
w11	1,100	1,200
w12	2,130	960



6 Browns Road, Christchurch
 ey.archiplus@gmail.com
 021 0238 1905
 021 0221 8868



W E N D E L B O R N
P R O P E R T Y L T D
 LOT 240 KENNEDYS GREEN
 CHRISTCHURCH

Issue
 Concept Plan

This plan is developed for the purchaser
 and is copy right to Archiplus Ltd.

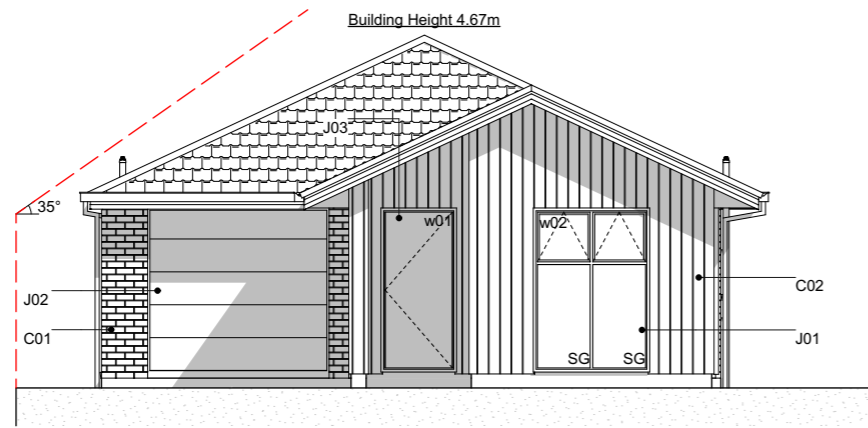
Floor Plan

Scale 1:100 @ A3

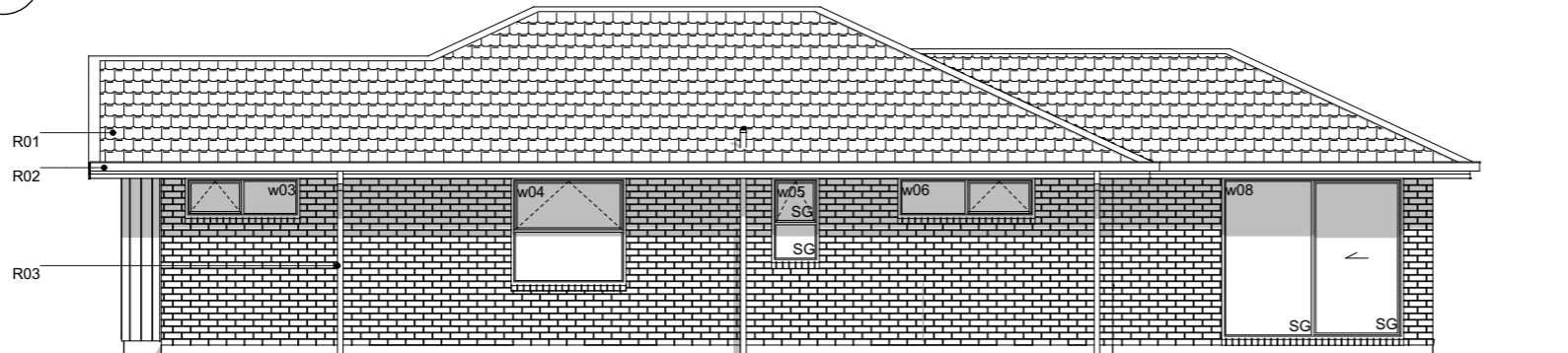
Revision 01
 Date 26/07/2024
 File No. 24137

Sheet No.

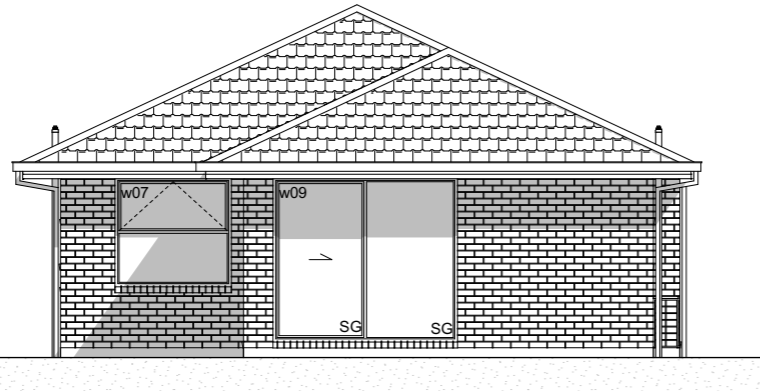
2



E-01 East Elevation
Scale 1:100



E-02 North Elevation
Scale 1:100



E-03 West Elevation
Scale 1:100



E-04 South Elevation
Scale 1:100

Elevation Keys

- C01 70 series clay bricks over 50mm cavity.
- C02 JH Axon panels on 20mm cavity battens.
- R01 Pressed metal tiles roofing.
- R02 Colorsteel Quad gutter supported by Colorsteel 185mm fascia.
- R03 Colorsteel 75x55mm downpipes.
- J01 Low E Argon filled double glazed windows in thermally-broken powder coated aluminium frames.
- J02 Sectional garage door.
- J03 APL entry door in thermally-broken powder coated aluminium frames.
- S01 Drainage vent pipe.
- S02 Heatpump outdoor unit on wall bracket.

Legend

- w01 Window ID
- SS Security Stay
- SG Safety Glass

General Notes

Driveway to fall from 20mm max. below garage rebate.

Acoustic requirement to be confirmed by engineer



6 Browns Road, Christchurch
ey.archiplus@gmail.com
021 0238 1905
021 0221 8868



**W E N D E L B O R N
P R O P E R T Y L T D**
LOT 240 KENNEDYS GREEN
CHRISTCHURCH

Issue
Concept Plan

This plan is developed for the purchaser and is copy right to Archiplus Ltd.

Elevations

Scale 1:100 @ A3

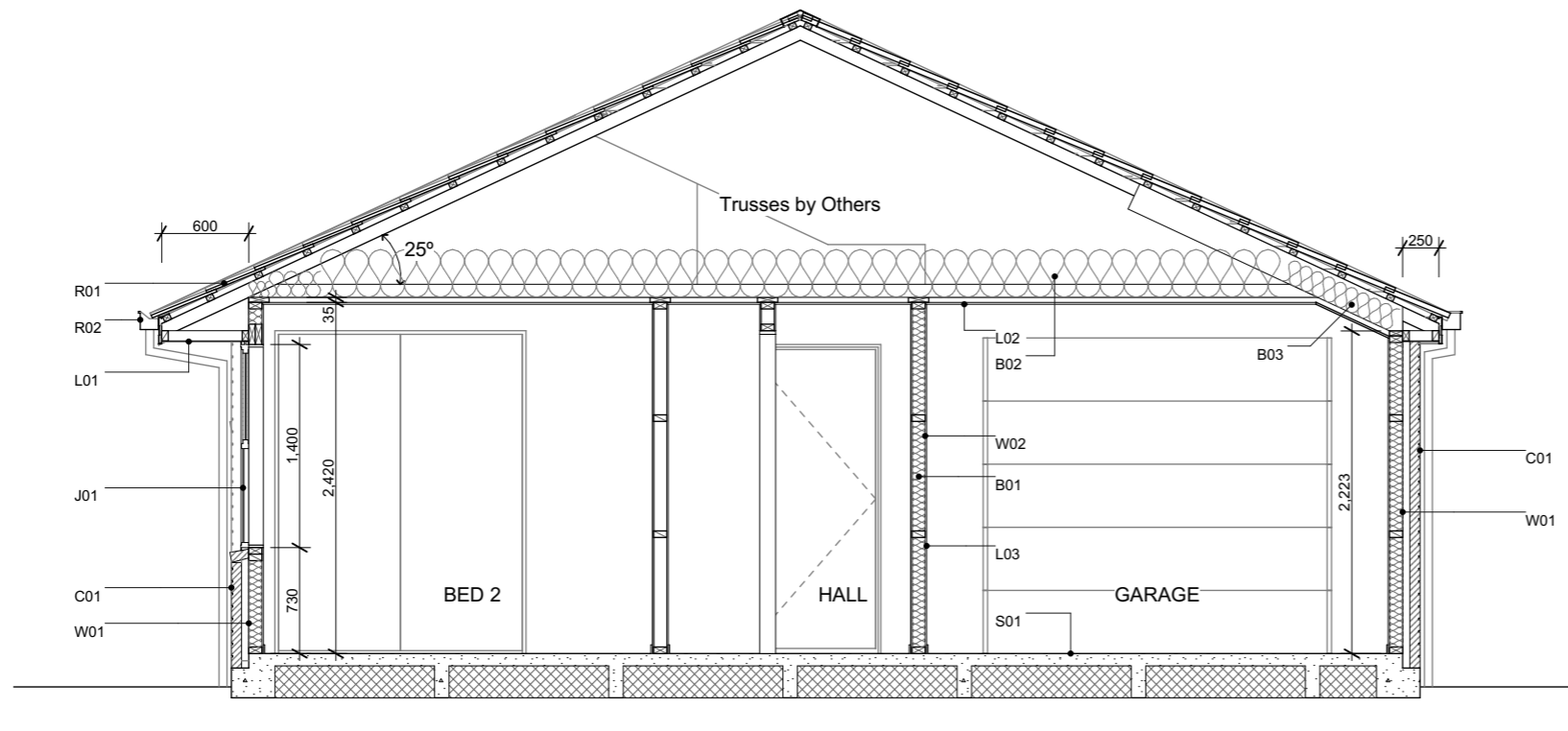
Revision 01
Date 26/07/2024
File No. 24137

Sheet No.

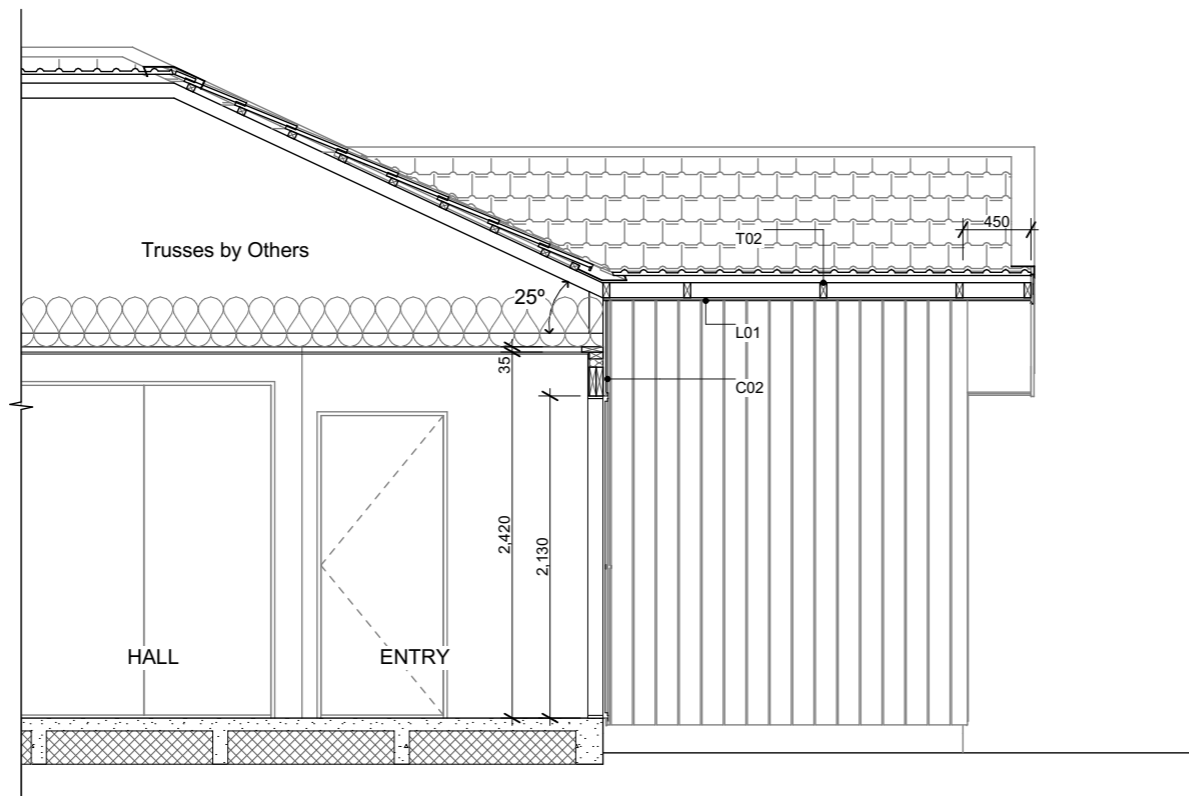
3

Section Keys

- C01 70 series bricks over 50mm cavity over building wrap on timber framing.
- C02 JH Axon panels on 20mm cavity battens over building wrap on timber framing.
- W01 External walls 90x45mm studs @ 600mm crs, dwangs @ 800mm crs. Top plates 90x45 + 140x35mm.
- W02 Internal walls 90x45mm studs @ 600mm crs, dwangs @ 800mm crs.
- S01 SED Ribraft foundation.
- T01 Roof trusses as per Truss Design.
- T02 Extended truss top chords to form raking soffit.
- R01 Pressed metal tiles roofing on 50x40mm timber battens over self-supported roof underlay on trusses.
- R02 Colorsteel Quad gutter on 185mm Colorsteel fascia.
- R03 75x55mm Colorsteel downpipes with wall brackets.
- J01 Low E Argon filled double glazed windows in thermally-broken powder coated aluminium frames. H3.1 timber reveals for painted finish.
- J02 Sectional garage door. H3.1 timber reveals for painted finish.
- B01 R2.8 wall insulation batts.
- B02 R7.0 ceiling insulation batts. Compressed insulation to fit at the first 500mm from the top plate as per manufacturer's instruction. Insulation baffle required to allow for the 25mm ventilation.
- B03 R5.0 skilion ceiling insulation batts at coved ceiling.
- L01 4.5mm Hardie soffit linings for painted finish.
- L02 13mm Gib ceiling linings supported by 35mm Rondo ceiling battens @ 600mm crs. Stopped smooth for painted finish. (Wet area ceiling 13mm Gib Aqualine)
- L03 10mm Gib wall linings stopped smooth for painted finish. (Wet area wall 10mm Gib Aqualine)



A Section A-A
Scale 1:50



B Section B
Scale 1:50



6 Browns Road, Christchurch
ey.archiplus@gmail.com
021 0238 1905
021 0221 8868



W E N D E L B O R N
P R O P E R T Y L T D
LOT 240 KENNEDYS GREEN
CHRISTCHURCH

Issue
Concept Plan

This plan is developed for the purchaser
and is copy right to Archiplus Ltd.

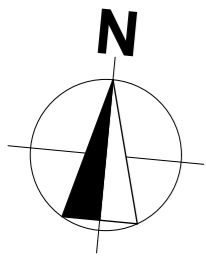
Cross Sections

Scale 1:50 @ A3





Revision 01
Date 26/07/2024
File No. 24137

Sheet No.

4

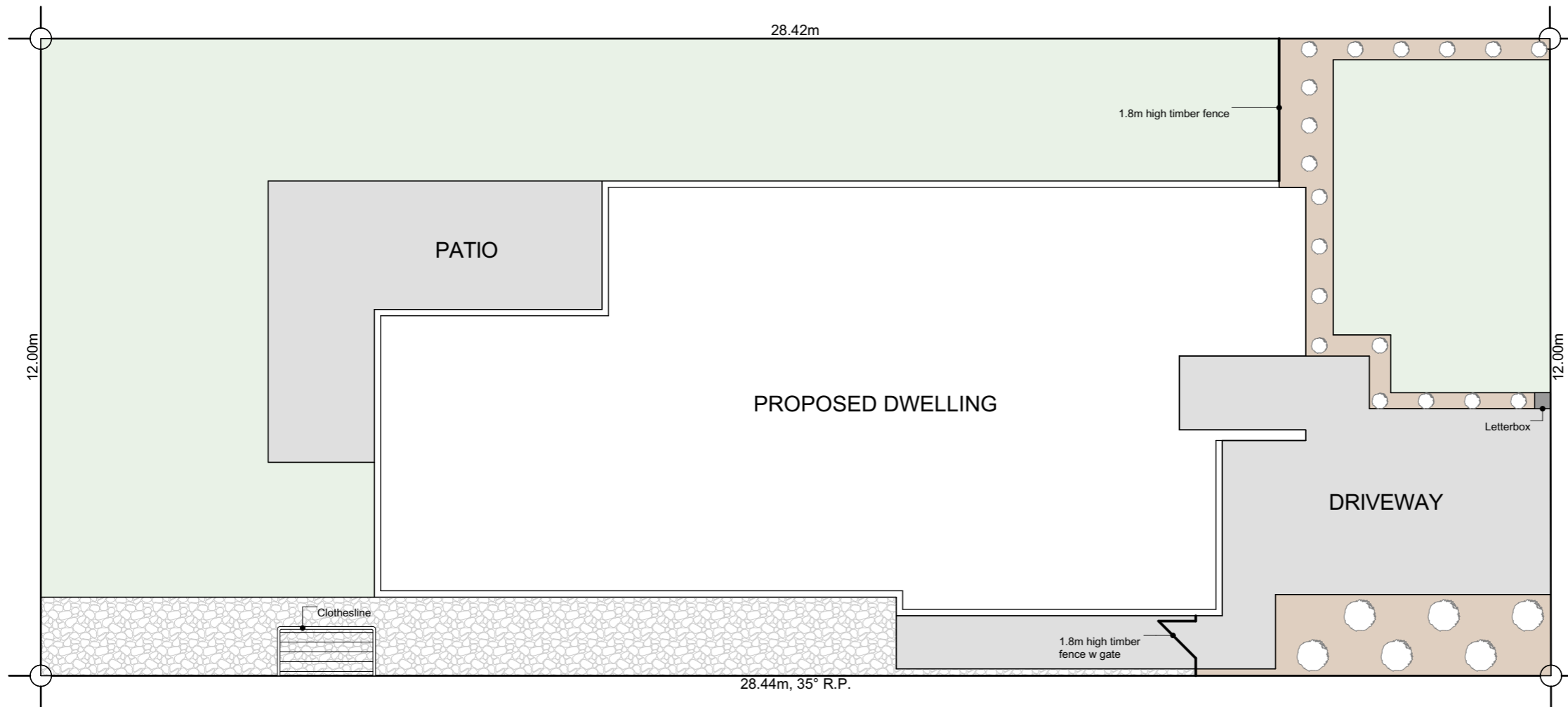


Legends

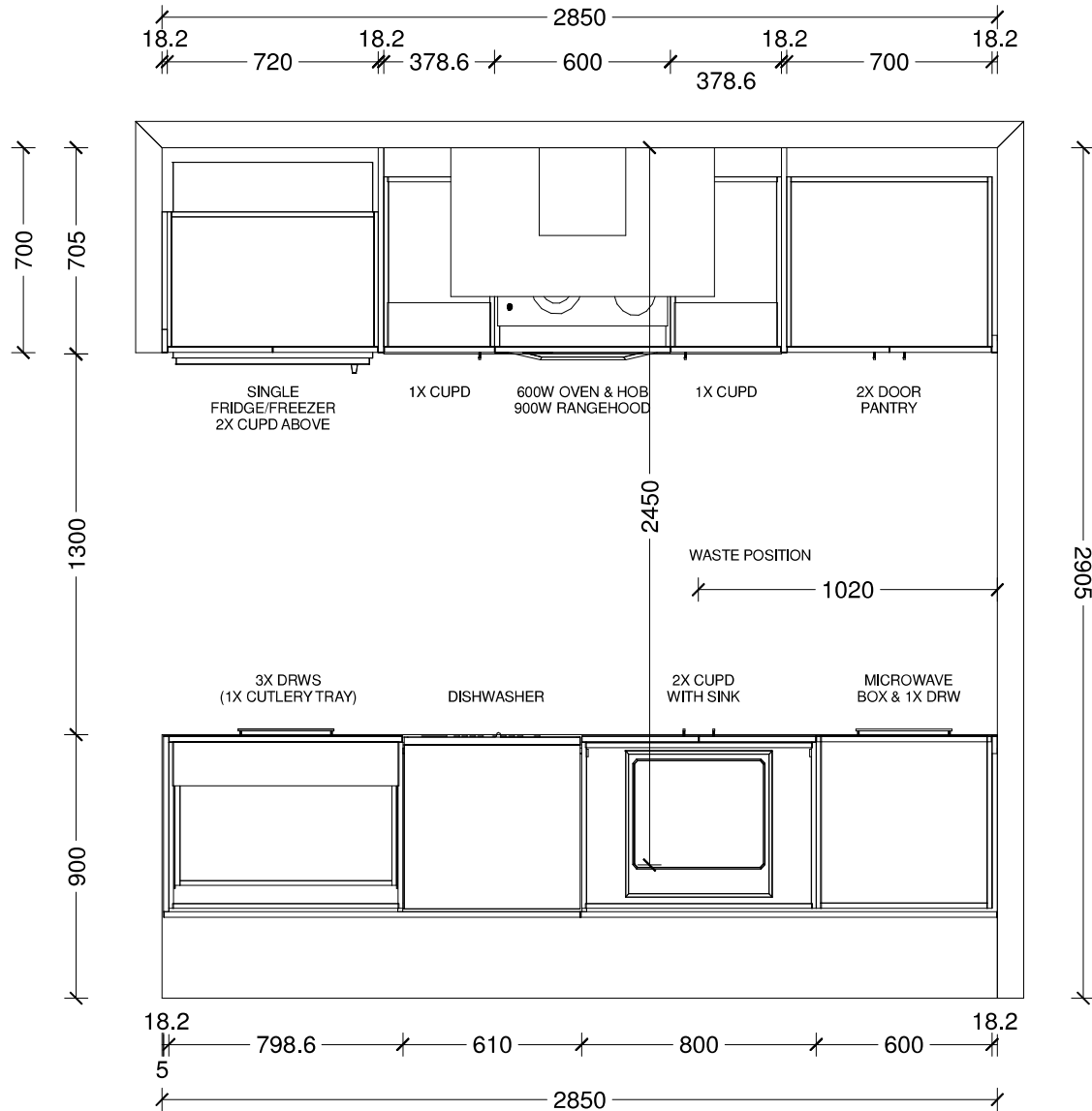
-  Lawn
-  Exposed Aggregate with 1 shot of black oxide
-  Stonechip
-  Garden Bed with Bark

Plants List for Garden Bed

- Agapanthus Peter Pan - Dwarf blue Nile lily
 - Acacia Limelight - Dwarf wattle
 - Choisya Ternata - Mexican orange blossom
 - Carex Secta - Makura sedge
 - Lavandula angustifolia 'Hidcote' - English Lavender
 - Pittosporum little gem
 - Thuja occidentalis Smaragd - Emerald Cedar
 - Viburnum tinus Eve Price
 - Azalea
 - Corokia geentys green
 - Pseudowintera colorata 'Red Leopard' - Horopito/Pepper tree
 - Camellia 'Cinnmon Cindy'
- *Planting species for garden bed are indicative-not to be limited to.



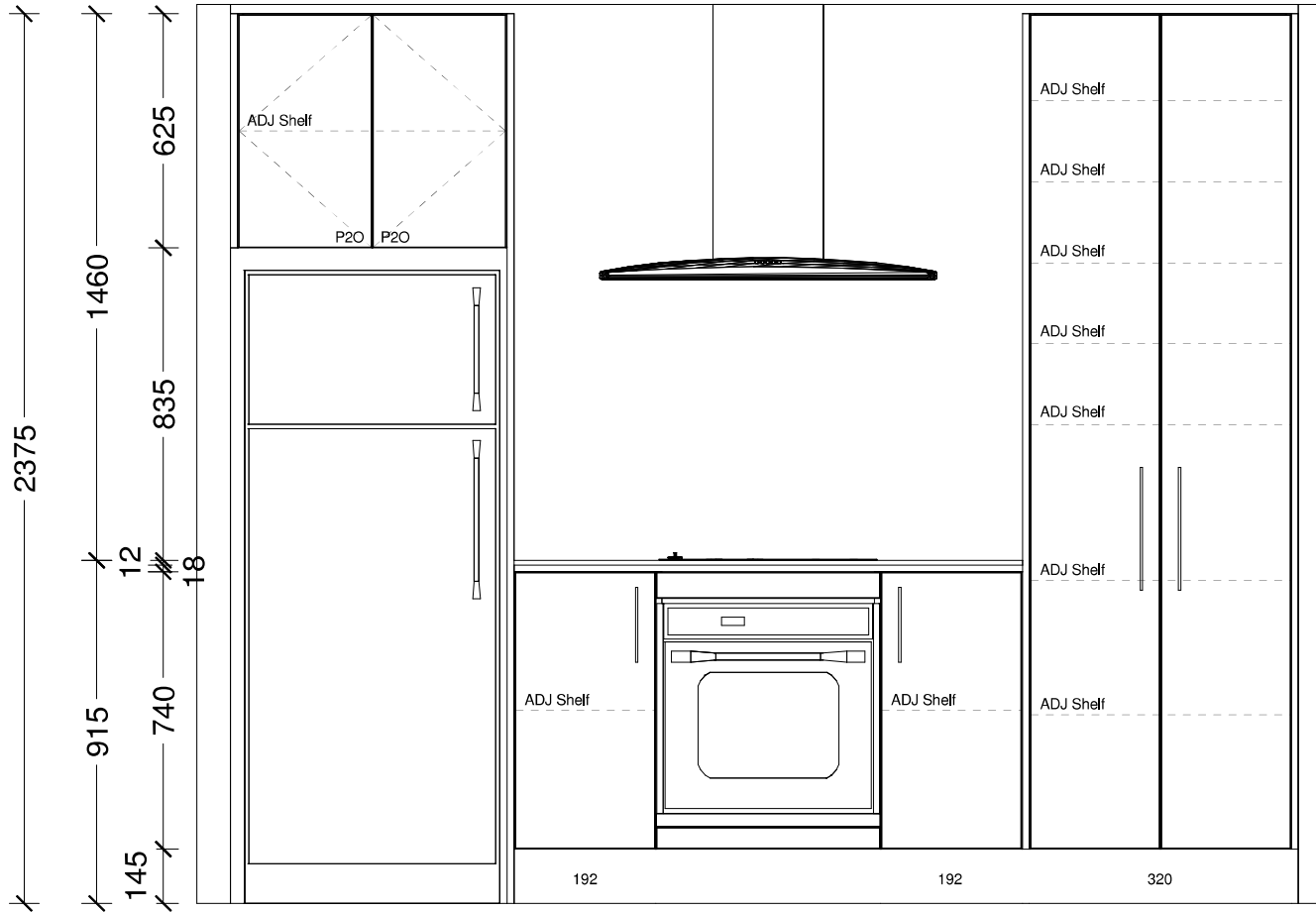
KENNEDYS BUSH ROAD



Benchtop Colour:	12mm square edge Tristone in Pure White
Back Wall Joinery Colour:	Bestwood Simply White Embossed
Island Joinery Colour:	Bestwood Subtle Grey Velvet
Negative Detail Joinery Colour:	Bestwood Subtle Grey Velvet
Handles:	4062-192/320-Titanium Grey
Sink:	Lazio NZLSS-5545 Stainless Single Bowl

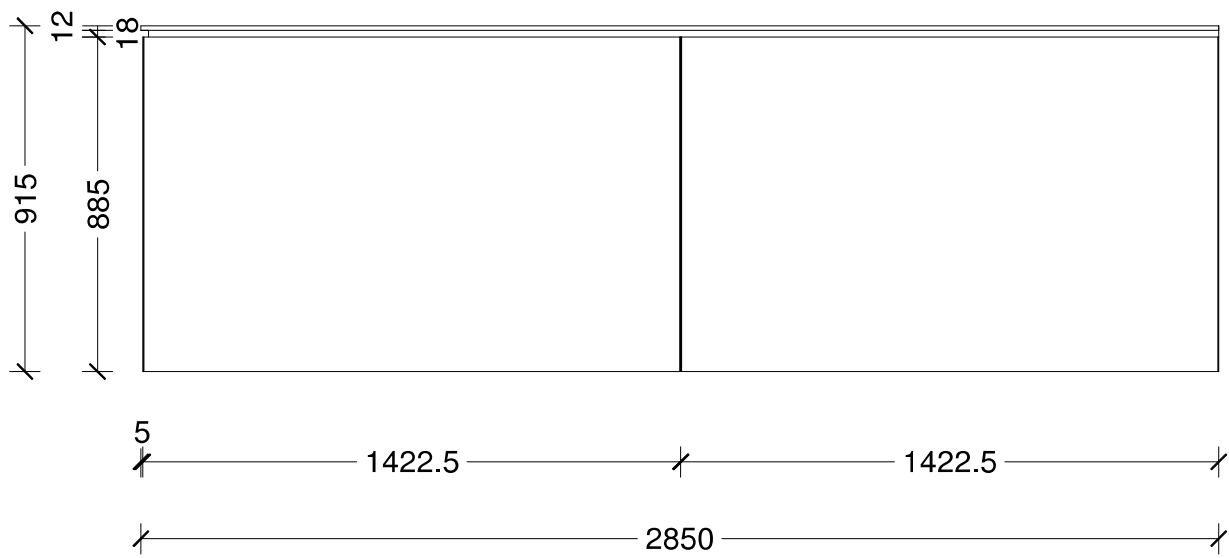
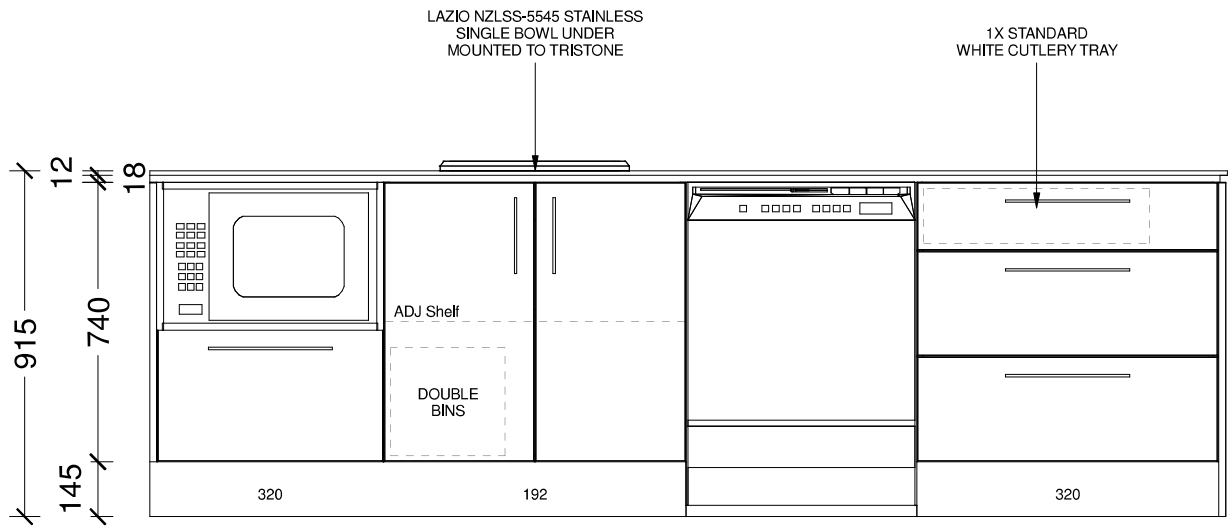
Designer: Sarah Molyneux	Date: 01 Mar 23	Client: Oakridge Homes	BC Ref: Job	Site Address:	Job#: Default
Dwg: Kitchen Plan	Scale: 1 : 25	Customer: The Koa			





Designer: Sarah Molyneux	Date: 01 Mar 23	Client: Oakridge Homes	BC Ref: Job	Site Address:	Job#: Default	
Dwg: Kitchen Elevation	Scale: 1 : 20	Customer: The Koa				

This is an original design and must not be released or copied unless applicable fee has been paid or job order placed. All dimensions and size designations given are subject to verification on job site and adjustment to fit job conditions.



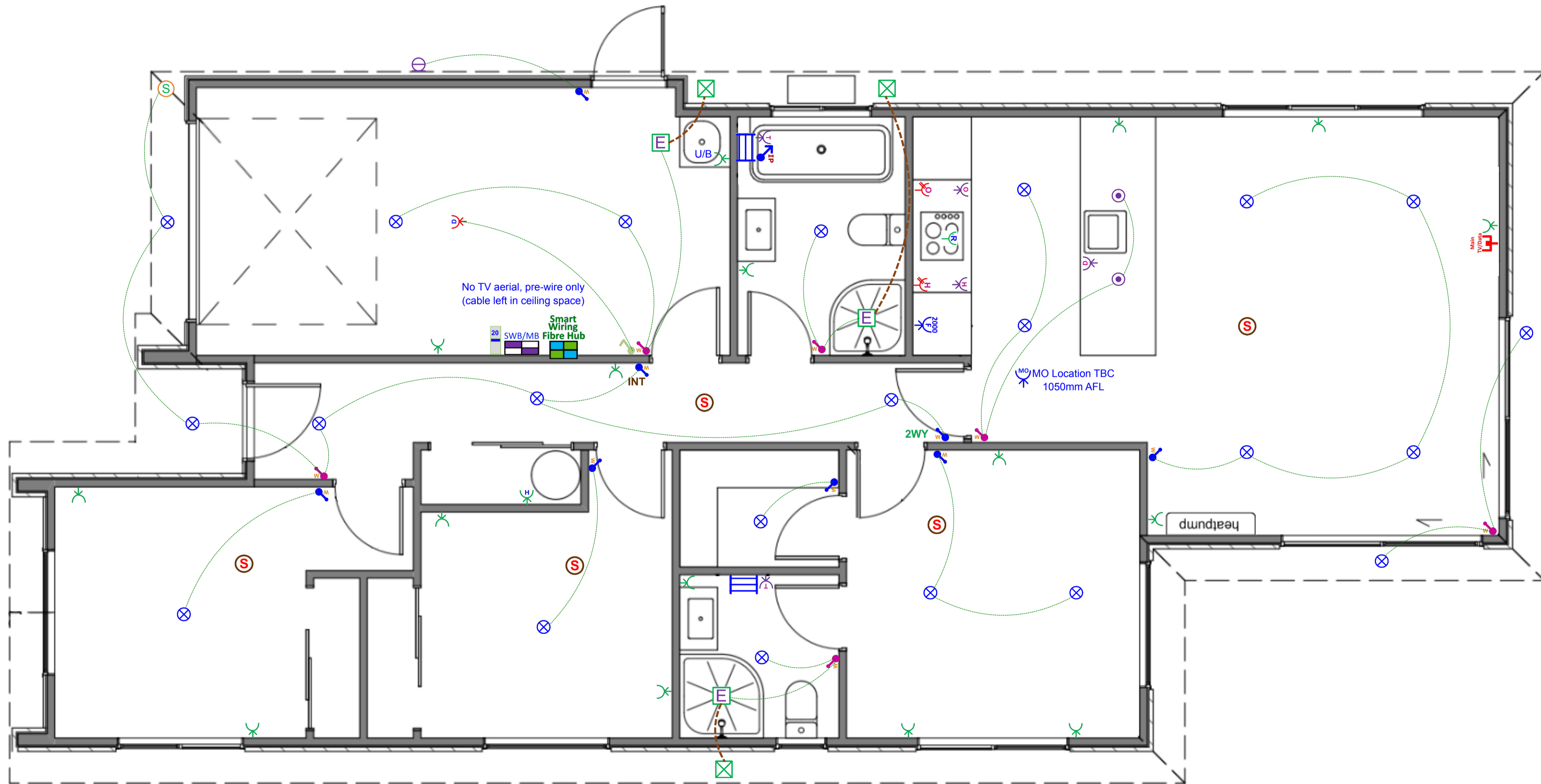
Designer: Sarah Molyneux	Date: 01 Mar 23	Client: Oakridge Homes	BC Ref: Job	Site Address:	Job#: Default	
Dwg: Kitchen Elevation	Scale: 1 : 20	Customer: The Koa				

This is an original design and must not be released or copied unless applicable fee has been paid or job order placed. All dimensions and size designations given are subject to verification on job site and adjustment to fit job conditions.



Designer: Sarah Molyneux	Date: 01 Mar 23	Client: Oakridge Homes	BC Ref: Job	Site Address:	Job#: Default	
Dwg: Kitchen 3D Perspective	Scale:	Customer: The Koa				


This is an original design and must not be released or copied unless applicable fee has been paid or job order placed. All dimensions and size designations given are subject to verification on job site and adjustment to fit job conditions.



Plan: The Koa STD (Garage LHS) - Electrical Design

Electrical		
Item		Total
 Electrical Base with 34-Way Deep Combined Meter Switchboard (Single Phase)		1 EA
 Tradesave Rangehood Power Socket		1 EA
 Tradesave Slim Single Power Socket (White) 10A - Fridge		1 EA
 Tradesave Slim Single Power Socket (White) 10A - Microwave		1 EA
 Tradesave Double Power Socket Horizontal (White) 10A		16 EA
 Tradesave Slim Double Power Socket with Oven Isolator Switch (White) 10A		1 EA
 Tradesave Slim Double Power Socket with Hob Isolator Switch (White) 10A		1 EA
 Tradesave Built-In Oven Hard-Wired Power Connection up to 20 Amp max		1 EA
 Tradesave Slim Electric Hob Hard-Wired Power Connection up to 32 Amp max		1 EA
 Tradesave Slim Dishwasher Power Socket		1 EA
 Tradesave Garage Door Opener Press Button (White)		1 EA
 Tradesave Slim Garage Door Power Socket		1 EA
 Tradesave Slim Hot Water Cylinder Hard-Wired Power Connection		1 EA
 Air Conditioning Circuit 20A MCB Installation For Heat Pump Circuit		1 EA
 Cavius Wireless Interconnected Smoke Detector - Photoelectric 10-year battery life		5 EA
 Tradesave Slim Heated Towel Rail Circuit & Installation (Excludes supply of Towel Rail)		2 EA
 Newtech ST65 Towel Rail 5-Bar Square Ladder 530 x 600mm (Chrome) - Excludes Circuit & Installation		2 EA
 Extractor Fan Inline 150mm & up to 6m of duct		3 EA
 Extractor Fan External Grill (White)		3 EA
 External 180-Degree Lighting Movement Sensor (White)		1 EA
 Recessed LED Downlight Prolux DL54 with White Fascia & Circuit		22 EA
 Staverton Black 1L 365mm Pendant Light, LED Lamp & Circuit		2 EA
 External LED Bulkhead Wall Light Ambius ABH8OL 3K (White) 8W & Circuit		1 EA

Electrical

	Item	Total
	Tradesave Slim White Light Switch 1 Gang	8 EA
	Tradesave Slim White Light Switch 2 Gang	6 EA
	Excel Life White IP Rated Light Switch 1 Gang	1 EA
	2-Way Light Circuit	1 EA
	Tradesave Slim 3-way Intermediate Switching Light Circuit	1 EA
	Smart Wiring 20" Hub & Fibre Optic Pathway incl Power Circuit	1 EA
	Tradesave Slim Main UHF TV/Data Network Socket (Cat6) - White	1 EA