Lot 414 Arbor Green

Stage 17, Arbor Green, Springwood, Rolleston



House & Land Package:

$669,900

Family sized home featuring three bedrooms, master with ensuite, open plan kitchen living and dining, family bathroom and internal access garaging. Well appointed for the sun on a fully landscaped section, offering quality fixtures and fittings throughout.

Home area:	119m²
Section area:	319m²

3 1 2 1

Features:

- Turnkey
- Master Build 10-Year Guarantee
- 1 year warranty period
- Healthy Homes compliant
- RibRaft foundation
- Modern bathroomware
- Custom kitchen cabinetry
- Tri-Stone benchtop
- Window coverings
- Fully landscaped

P: (03) 977 2832
E: info@oakridgehomes.co.nz
oakridgehomes.co.nz

OAKRIDGE HOMES

Floor Layout

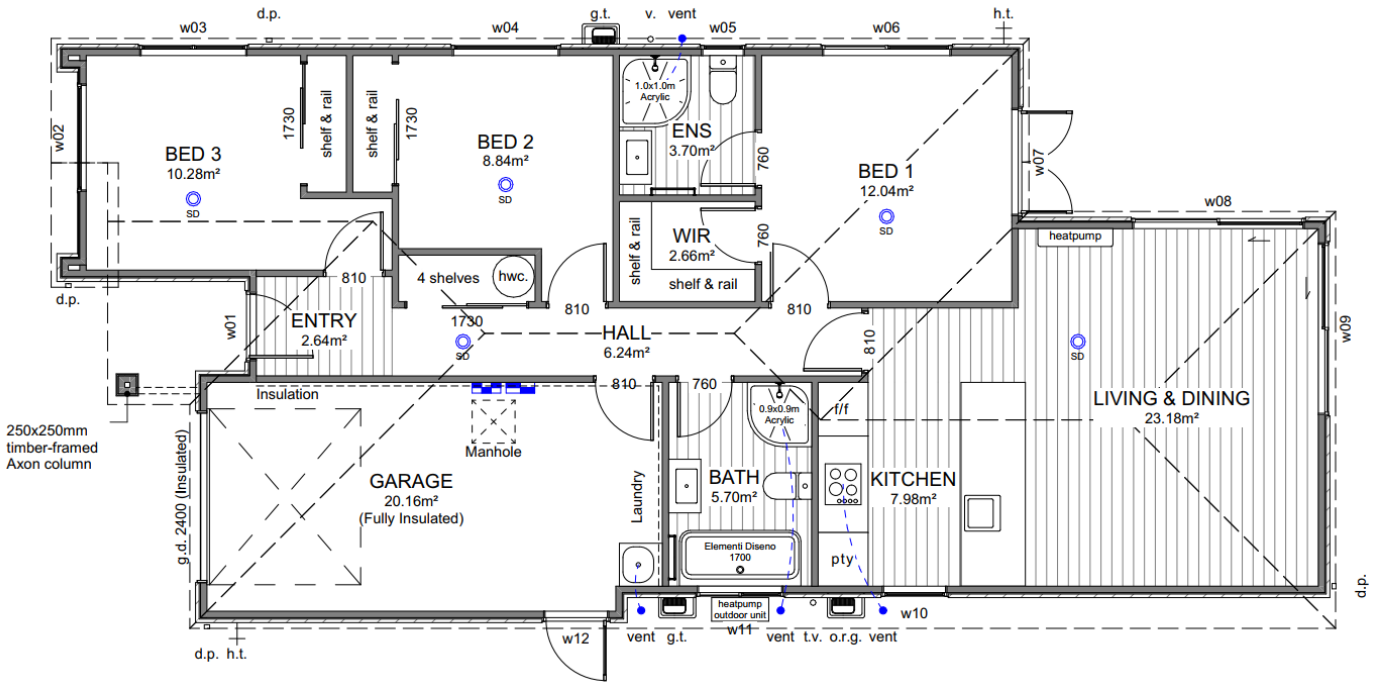

Site Location

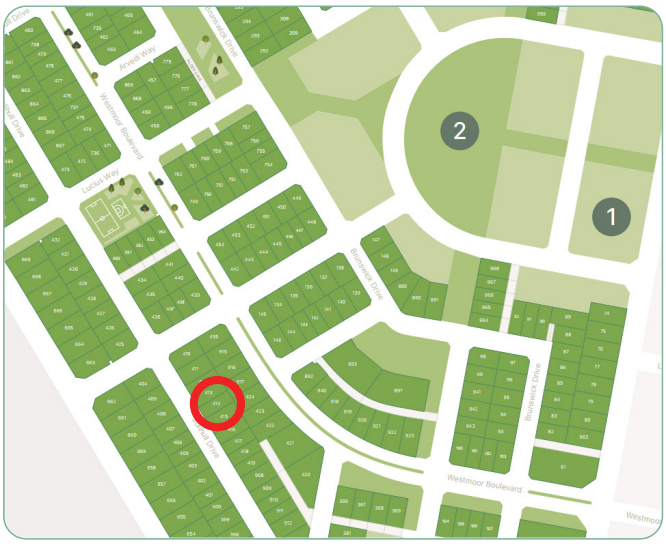

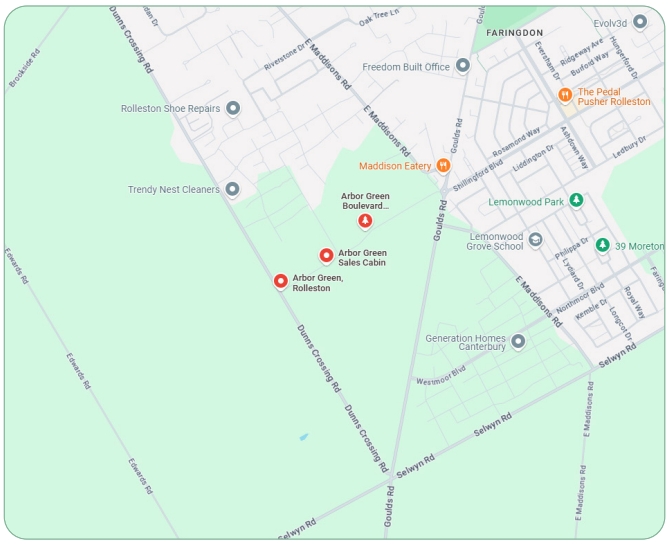

P: (03) 977 2832
E: info@oakridgehomes.co.nz
oakridgehomes.co.nz

OAKRIDGE HOMES

Specification

General			
Guarantee:	Master Build 10-Year	Insurance:	Builders All Risk
Warranty	1 year from settlement	Utilities:	Mains supply including fibre
Dwelling Exterior			
Foundation:	TC1 RibRaft	Framing / trusses:	2.42m LVL
Roofing:	25° longrun corrugate	Fascia and gutter:	Dimond metal fascia and quad gutter
Downpipes:	Colorsteel 75×55 rectangular	Main cladding:	Rockcote Graphex (15yr manufacturers guarantee)
Feature cladding:	James Hardie Axon	Entry door:	APL 860mm Latitude with urbo lever
Window joinery: Tint to w02 & w03	Low E Argon filled double glazed windows in thermally-broken powder coated aluminium frames	Garage door:	Insulated Colorsteel flat panel woodgrain
Dwelling Interior			
Insulation:	As per Building Code. Including entire garage envelope - internal & external walls	Plasterboard:	Plasterboard - 10mm to walls, wet area to bathrooms and 13mm to ceilings
Gib stopping:	Grade 4 paint finish in accordance with AS/NZ 2311:2009	External corners:	Square stop
Hinged doors:	1980mm (horizontal V groove)	Wardrobe sliders:	2200mm Horizontal V groove
Wardrobe shelving:	MDF shelf and rail	Cupboard shelving:	MDF shelves x4
Door hardware:	Windsor Futura – Apex brushed nickel	Skirting board:	60mm bevel
Electrical:	As per plan	Heatpump:	Fujitsu SET-ASTH22KNTA 6.0/6.5kw
Extractor:	Inline extractor fan & extractor duct as per electrical plan	Hot water cylinder:	Rheem 250L
Carpet:	Urban Collection - Inner Urban	Vinyl plank:	Belgotex Luxury Plank – Province
Kitchen, bench surface and splashback:	Custom made Melteca or Bestwood finished cabinetry. TriStone 30mm square edge benchtop. Tiled splashback full length of back bench/wall.	Window coverings:	Windoware Everyday Vinyl Collection – Mystic. Excluding garage & bathrooms
Landscaping			
Driveway and patio:	Exposed aggregate – sealed	Vehicle crossing:	Included
Soft landscaping:	As per plan	Fencing:	As per plan

P: (03) 977 2832
E: info@oakridgehomes.co.nz
oakridgehomes.co.nz

OAKRIDGE HOMES

Specification

Kitchen and Laundry *Refer to plans and colour scheme

Kitchen tapware:

Elementi Uno Gooseneck



Kitchen sink:

Lazio NZLSS-5545 single stainless steel sink



Oven:

Bosch HBF133BSOA



Kitchen handles:

Stefano Orlati 4062— Titanium



Powerpack:

Bosch DHL755BAU



Ceramic cooktop:

Bosch PKE611K17A



Laundry tub:

Aquatica Laundra Studio

*dependent on supply, similar fitting to be used if unavailable



Dishwasher:

Bosch SMU2ITS01A



Bathrooms

Vanities:

Elementi Novara, 2 drawer 750mm, French Oak



Mirrors:

Polished edge direct fix—1000×750mm



Showers:

Arena curved with moulded wall



Toilets:

Elementi Uno back to wall



Bath:

Elementi Diseno back-to-wall 1700mm



Towel rails:

Newtech 5 bar square—heated



Basin mixers:

Elementi Cura



Shower / bath mixers:

Elementi Cura



Shower slides:

Elementi Rayne



Bath spout:

Elementi Uno



P: (03) 977 2832
E: info@oakridgehomes.co.nz
oakridgehomes.co.nz

OAKRIDGE HOMES

Colour Schedule

Exterior Colours

Colour Scheme			
EXTERIOR			
Roof:	Ebony	Garage door & frame:	Ebony
Fascia:	Ebony	Soffits:	Half black white
Gutter & downpipes:	Ebony	Exterior cladding (Main):	Surrender
Window joinery:	Ebony	Exterior cladding (Feature):	All black
Front door & frame:	Ebony		



Interior Colours

Colour Scheme			
INTERIOR			
Ceilings:	Half black white	Kitchen benchtop:	TriStone 30mm – Demeter
Walls:	Black white	Kitchen joinery main colour:	Seal Grey Naturale
Interior doors:	Black white	Kitchen joinery feature colour:	Fiordland elm
Skirting:	Black white	Kitchen splashback:	Zellige Argilla Gloss 100×100
Carpet:	Shimmer	Feature pendant:	Minota 1.5 linear black
Vinyl plank:	Natural		



P: (03) 977 2832
E: info@oakridgehomes.co.nz
oakridgehomes.co.nz

OAKRIDGE HOMES

General Notes

All dimensions shown are to *face of foundation* unless noted otherwise.

Refer to Foundation Plan for foundation setout.

Refer to Drainage Plan for specific drainage info.

Refer to Sediment Control in Specification & implement where required.

Driveway stormwater runoff to road when it does not flow over a footpath. Otherwise driveway stormwater runoff to be collected and disposed via soak pit located within property.

All sealed driveway and patio areas to be min. 1:100 fall away from building.

Site Info

Site Address	50 Solihull Drive Rolleston
Legal Description	Lot 414
Site Area	319m²
Building Area	119.41m²
Roof Area*	138.29m²
Site Coverage	43.35%

Design Basis

Wind Zone	High
Earthquake Zone	2
Snow Zone	N4 < 100m
Exposure Zone	C

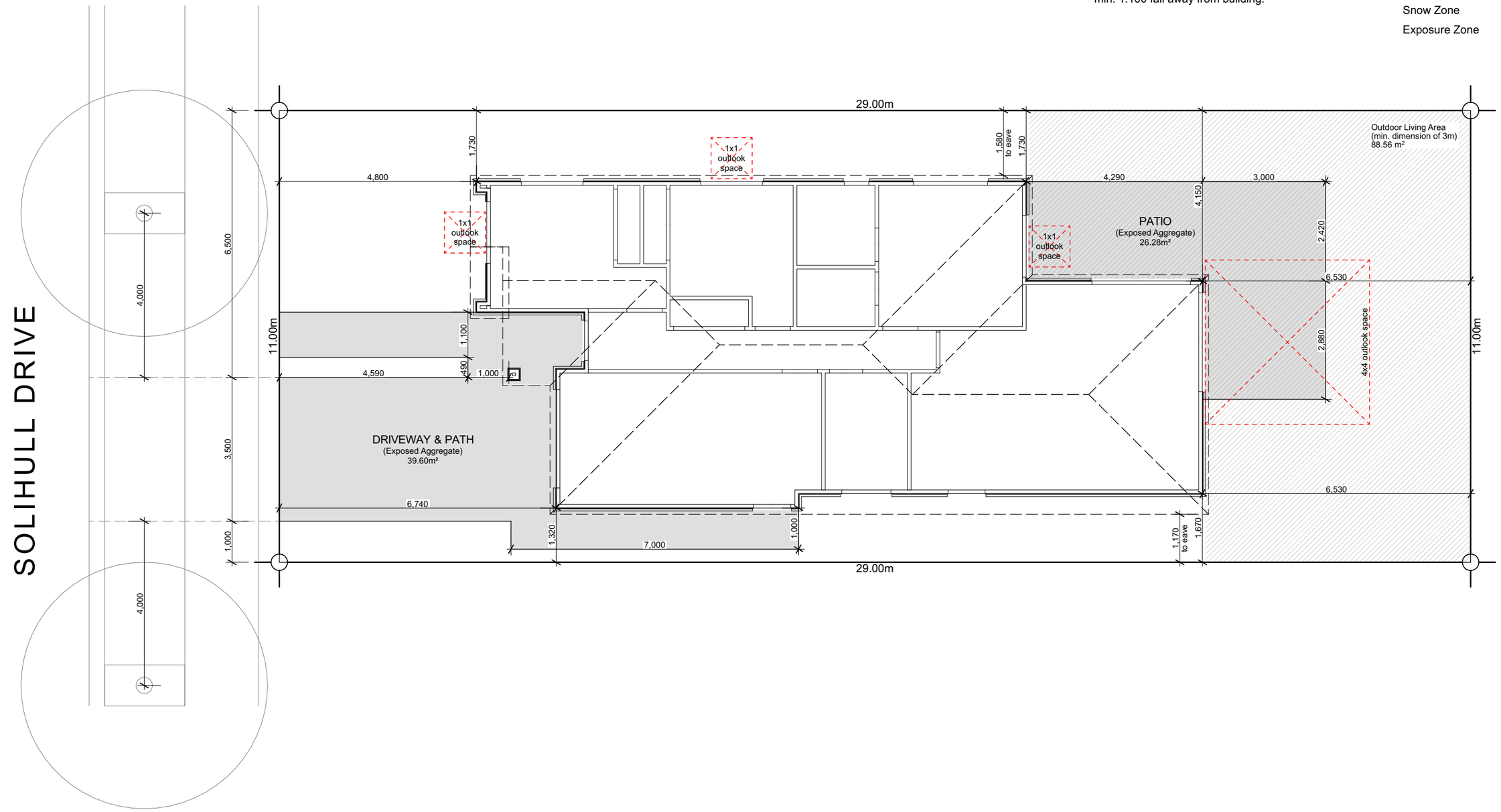

Archiplus

6 Browns Road, Christchurch
ey.archiplus@gmail.com
021 0238 1905
021 0221 8868

LICENSED BUILDING PRACTITIONER BUILDING CONFIDENCE

W E N D E L B O R N P R O P E R T Y L T D

L O T 4 1 4 A R B O R G R E E N
5 0 S O L I H U L L D R I V E R O L L E S T O N

Issue
Concept Design

This plan is developed for the purchaser and is copy right to Archiplus Ltd.

Site Plan

Scale 1:100 @ A3

Revision 1
Date 5/10/2026
File No. **26158**

Sheet No.

1

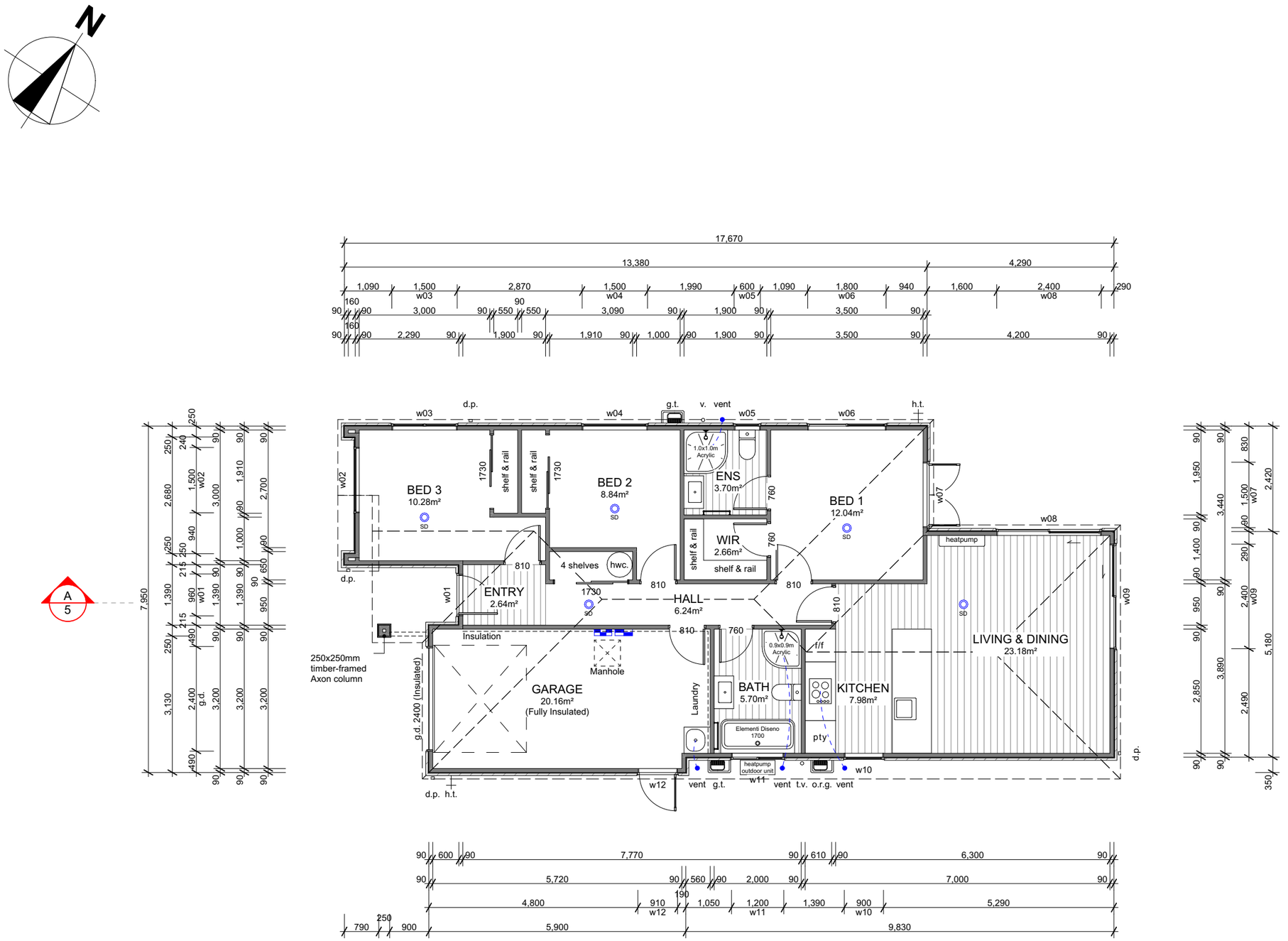

A 5

A 5

Building Area

Over Frame	115.77m²
Perimeter	53.12m
Over Cladding	119.41m²
Perimeter	53.76m
Roof Area*	138.29m²
Perimeter	53.46m

*Roof area includes fascia & gutter.

General

Main Cladding	RCS Graphex
Feature Cladding	JH Axon Panel
Roof Pitch	25º
Roofing	Longrun Corrugated
Stud Height	2.42m
Interior Door	1.98m high
Wardrobe Door	2.20m high
Cooktop	Ceramic Cooktop

Note 1: Kitchen layout indicative only, refer to Kitchen Design for details.

Note 2: Ensuite extractor fan ducting through fascia grille.

Note 3: Window tint to w02 & w03.

Legend

- Distribution Board and Smart Meter Box
- Data Box
- SD — Smoke Detector 10 year long-life battery-operated & interconnected

Floor Covering

- Carpet (excl. Garage)
- Vinyl Planks

WINDOW SCHEDULE		
ID	**H**	**W**
w01	2,130	960
w02	2,130	1,500
w03	500	1,500
w04	1,400	1,500
w05	1,100	600
w06	500	1,800
w07	2,130	1,500
w08	2,130	2,400
w09	2,130	2,400
w10	2,130	900
w11	1,100	1,200
w12	2,130	910

Archiplus

6 Browns Road, Christchurch
ey.archiplus@gmail.com
021 0238 1905
021 0221 8868

LICENSED BUILDING PRACTITIONER
BUILDING CONFIDENCE

W E N D E L B O R N P R O P E R T Y L T D

L O T 4 1 4 A R B O R G R E E N
5 0 S O L I H U L L D R I V E R O L L E S T O N

Issue
Concept Design

This plan is developed for the purchaser and is copy right to Archiplus Ltd.

Floor Plan

Scale 1:100 @ A3

Revision 1
Date 5/10/2026
File No. **26158**

Sheet No.
2

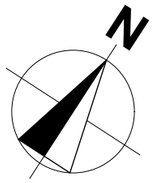

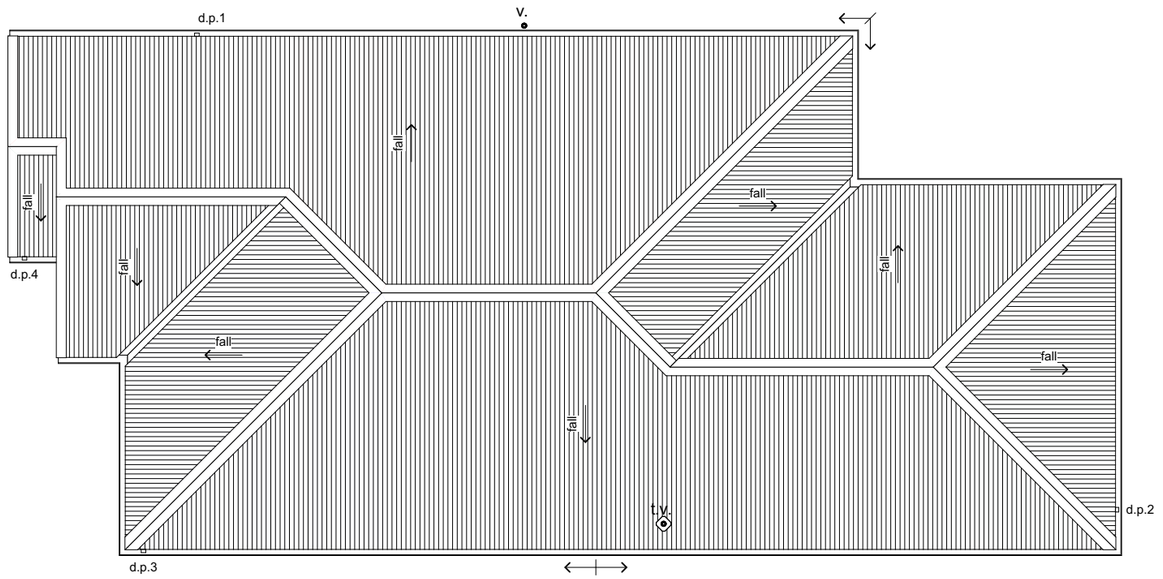

Roof Cladding

25º Colorsteel corrugate roofing over Covertek 215 roof underlay.

Fascia & Gutter

Colorsteel Quad gutter supported on 185mm Colorsteel fascia.

Downpipes

75x55mm Colorsteel downpipes with wall brackets.

Roof Penetrations

Seal all pipe penetrations with Dektite flashing kit as per specification.

Downpipe Catchment (Plan Area)

d.p.1	39m²
d.p.2	51m²
d.p.3	40m²
d.p.4	2m²

Roof Bracings

Refer to Truss Design.

Archiplus
6 Browns Road, Christchurch
ey.archiplus@gmail.com
021 0238 1905
021 0221 8868
LICENSED BUILDING PRACTITIONER BUILDING CONFIDENCE

W E N D E L B O R N P R O P E R T Y L T D

L O T 4 1 4 A R B O R G R E E N
5 0 S O L I H U L L D R I V E R O L L E S T O N

Issue
Concept Design

This plan is developed for the purchaser and is copy right to Archiplus Ltd.

Roof Plan

Scale 1:100 @ A3

Revision 1
Date 5/10/2026
File No. **26158**

Sheet No.
3

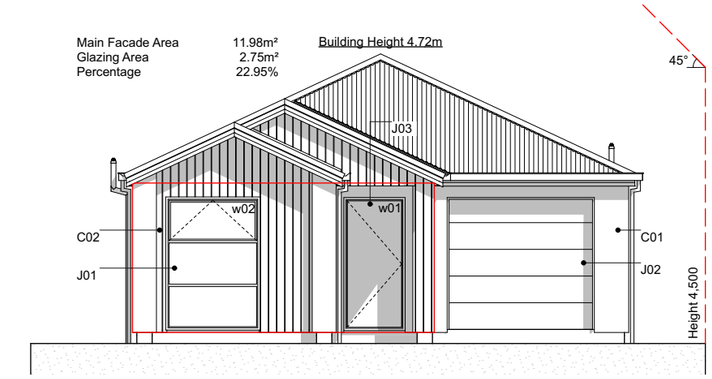

E-01 SouthWest Elevation

Scale 1:100

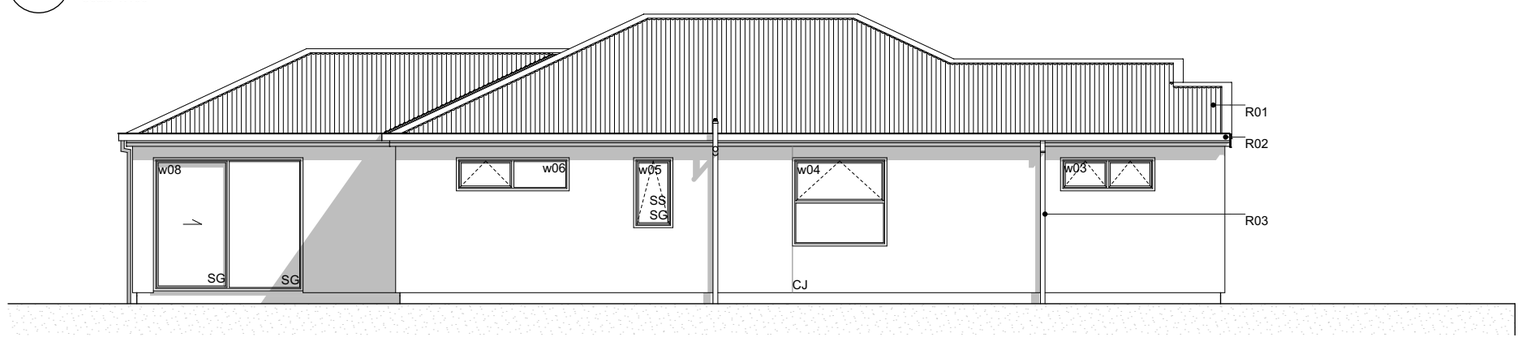

E-02 NorthWest Elevation

Scale 1:100

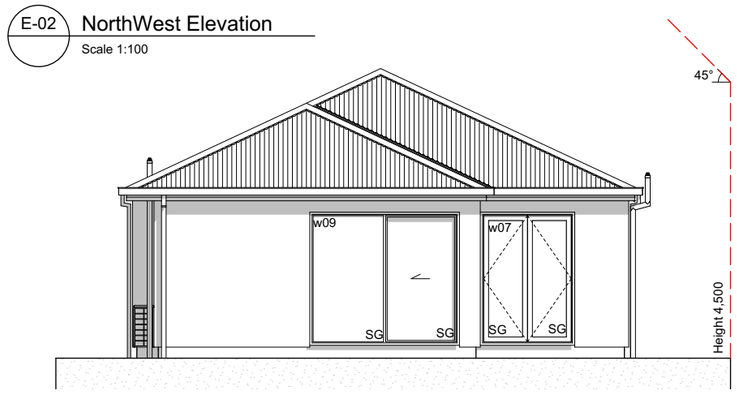

E-03 NorthEast Elevation

Scale 1:100

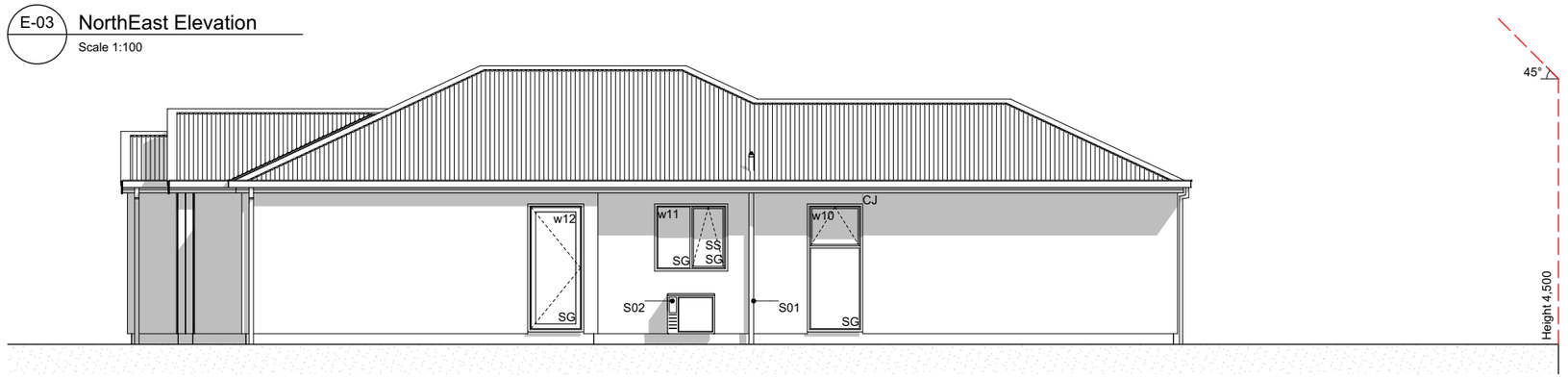

E-04 SouthEast Elevation

Scale 1:100

Elevation Keys

C01	RCS Graphex 50mm panel with plastered fininsh on 20mm cavity battens.
C02	James Hardie Axon panel on 20mm cavity battens.
R01	Colorsteel corrugate roofing.
R02	Colorsteel Quad gutter supported by Colorsteel 185mm fascia.
R03	Colorsteel 75x55mm downpipes.
J01	Low E Argon filled double glazed windows in thermally-broken powder coated aluminium frames.
J02	Sectional garage door.
J03	APL entry door in thermally-broken powder coated aluminium frames
S01	Drainage vent pipe.
S02	Heatpump outdoor unit on wall bracket.

Legend

w01	Window ID
SS	Security Stay
SG	Safety Glass
CJ	Control Joint

General Notes

Driveway to fall from 20mm max. below garage rebate.

Archiplus
6 Browns Road, Christchurch
ey.archiplus@gmail.com
021 0238 1905
021 0221 8868
LICENSED BUILDING PRACTITIONER BUILDING CONFIDENCE

W E N D E L B O R N P R O P E R T Y L T D

L O T 4 1 4 A R B O R G R E E N

5 0 S O L I H U L L D R I V E R O L L E S T O N

Issue
Concept Design

This plan is developed for the purchaser and is copy right to Archiplus Ltd.

Elevations

Scale 1:100 @ A3

Revision 1
Date 5/10/2026
File No. **26158**

Sheet No.

4

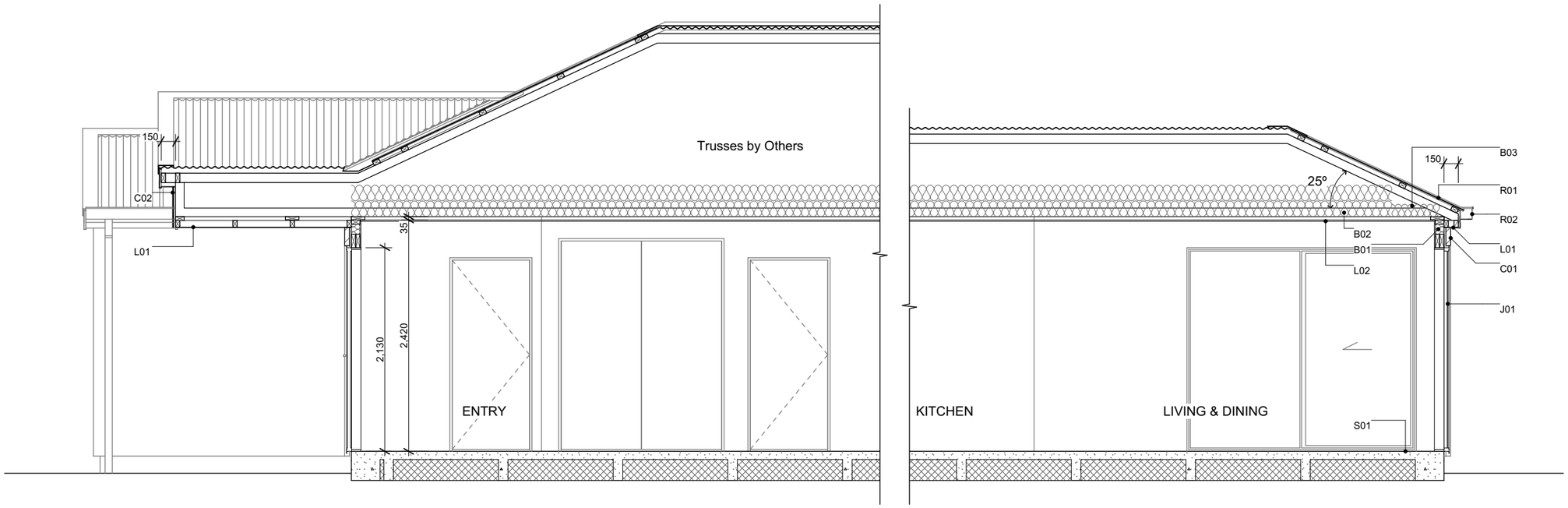

Section Keys

C01	RCS Graphex 50mm panel with plastered finish on 20mm cavity battens over building wrap on timber framing.
C02	James Hardie Axon panel on 20mm cavity battens over building wrap on timber framing.
W01	External walls 90x45mm studs @ 600mm crs, dwangs @ 800mm crs. Top plates 90x45 + 140x35mm.
W02	Internal walls 90x45mm studs @ 600mm crs, dwangs @ 800mm crs.
S01	Ribraft Foundation.
T01	Roof trusses as per Truss Design.
R01	Colorsteel corrugate roofing over self-supported roof underlay on on 70x45mm purlins over trusses.
R02	Colorsteel Quad gutter on 185mm Colorsteel fascia.
R03	75x55mm Colorsteel downpipes with wall brackets.
J01	Low E Argon filled double glazed windows in thermally-broken powder coated aluminium frames. H3.1 timber reveals for painted finish.
J02	Sectional garage door. H3.1 timber reveals for painted finish.
B01	R2.6 wall insulation batts.
B02	2 x R3.6 (165mm) double layer ceiling insulation batts.
B03	R3.6 (140mm) insulation batts cut to size between the trusses and fit at the first 500mm from the centre of top plate. Maintain 25mm ventilation gap between top of insulation and roofing underlay.
L01	4.5mm Hardie soffit linings for painted finish.
L02	13mm Gib ceiling linings supported by 35mm Rondo ceiling battens @ 600mm crs. Stopped smooth for painted finish. (Wet area ceiling 13mm Gib Aqualine)
L03	10mm Gib wall linings stopped smooth for painted finish. (Wet area wall 10mm Gib Aqualine)

Archiplus
6 Browns Road, Christchurch
ey.archiplus@gmail.com
021 0238 1905
021 0221 8868
LICENSED BUILDING PRACTITIONER BUILDING CONFIDENCE

W E N D E L B O R N P R O P E R T Y L T D

L O T 4 1 4 A R B O R G R E E N
5 0 S O L I H U L L D R I V E R O L L E S T O N

Issue
Concept Design

This plan is developed for the purchaser and is copy right to Archiplus Ltd.

Section A-A

Scale 1:50 @ A3

Revision 1
Date 5/10/2026
File No. **26158**

Sheet No.
5

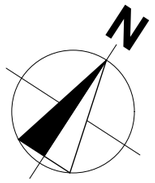



Plants List for Garden Bed

Agapanthus Peter Pan - Dwarf blue Nile lily

Acacia Limelight - Dwarf wattle

Choisya Ternata - Mexican orange blossom

Carex Secta - Makura sedge

Lavandula angustifolia 'Hidcote' - English Lavender

Pittosporum little gem

Thuja occidentalis Smaragd - Emerald Cedar

Viburnum tinus Eve Price

Azalea

Corokia geentys green

Pseudowintera colorata 'Red Leopard' - Horopito/Pepper tree

Camellia 'Cinnmon Cindy'

*Planting species for garden bed are indicative-not to be limited to.

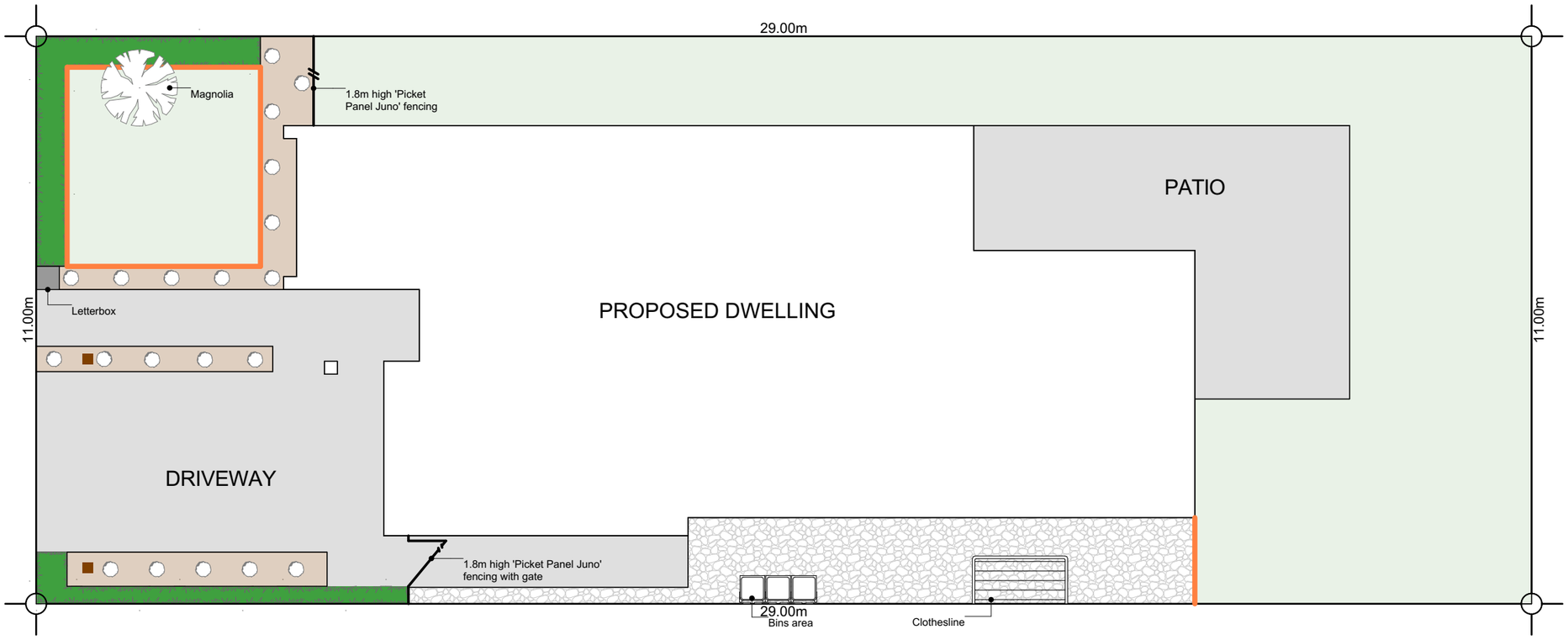

Legends

Lawn

Exposed Aggregate

Stonechip

Garden Bed with Bark

Portuguese Laurel - Hedge to be a min. 800mm high at time of planting and a max of 600mm apart (stem to stem)

Tree - within 2m of road frontage. 2.5m high (at time of planting)

Macrocarpa posts 200x200mm with capping, supplied by Arbor Green. To be installed by Oakridge Homes. Mulseal and concrete encase posts, setback 900mm from road boundary and set off the driveway edge by 200mm

Timber Batten Edging

'Picket Panel Juno' fence in black



Fencing

Archiplus
6 Browns Road, Christchurch
ey.archiplus@gmail.com
021 0238 1905
021 0221 8868

LICENSED BUILDING PRACTITIONER BUILDING CONFIDENCE

W E N D E L B O R N P R O P E R T Y L T D

L O T 4 1 4 A R B O R G R E E N
5 0 S O L I H U L L D R I V E R O L L E S T O N

Issue
Concept Design

This plan is developed for the purchaser and is copy right to Archiplus Ltd.

Landscape Plan

Scale 1:100 @ A3

Revision 1
Date 5/10/2026
File No. **26158**

Sheet No.

1

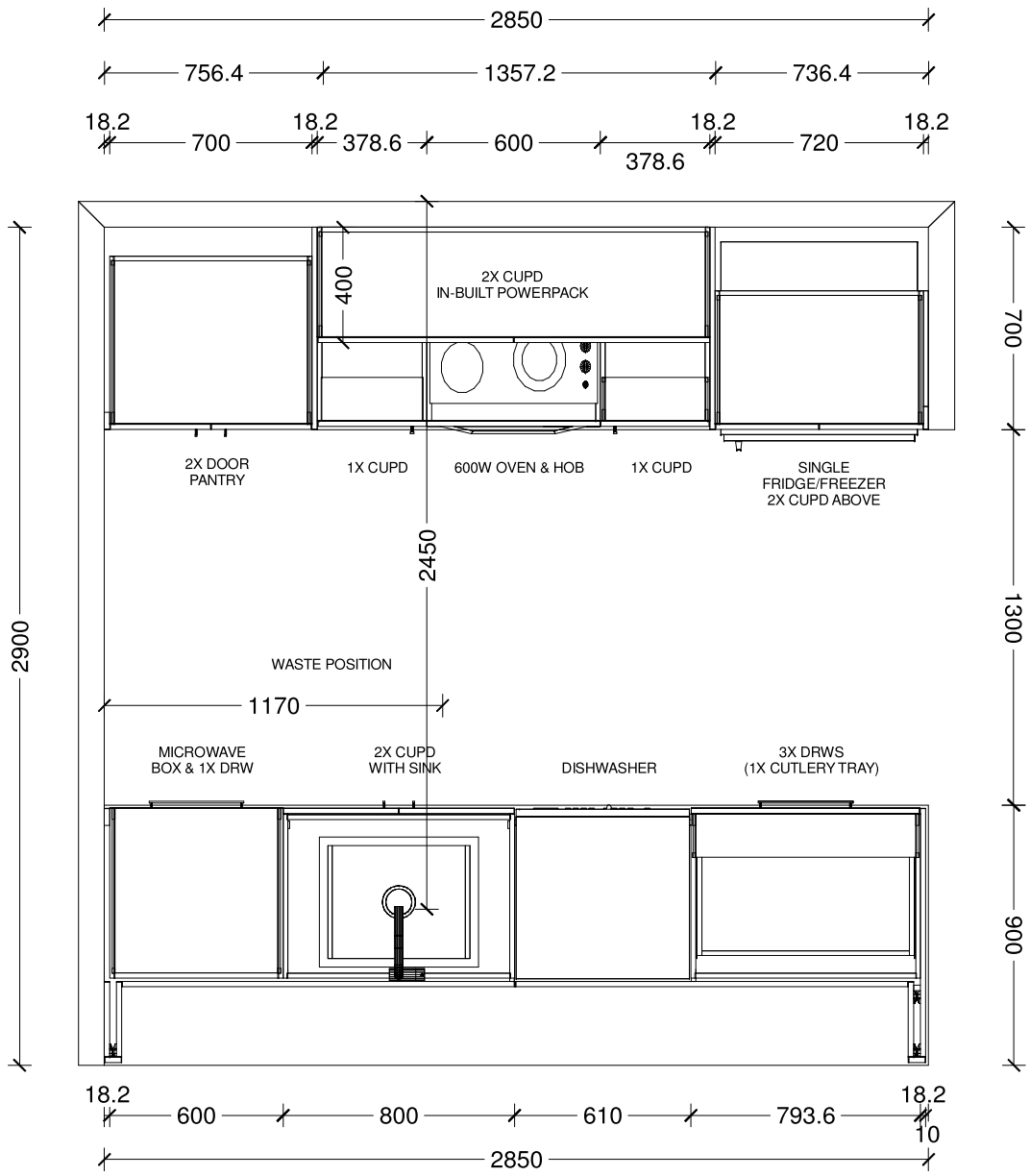

Benchtop Colour:

30mm square edge Tristone

Main Joinery Colour:

Back Wall & Island Back Panels

Feature Joinery Colour:

Island, Boxed Ends & Overheads

Handles:

4062-192/320-Titanium Grey

Sink:

Lazio NZLSS-5545 Stainless Single Bowl

Designer: Sarah Molyneux	Date: 27 May 26	Client: Oakridge Homes	BC Ref: Job	Site Address:	Job#: Default	TRENDS KITCHENS
Dwg: Kitchen Plan	Scale: 1 : 25	Customer: The Koa				

This is an original design and must not be released or copied unless applicable fee has been paid or job order placed. All dimensions and size designations given are subject to verification on job site and adjustment to fit job conditions.

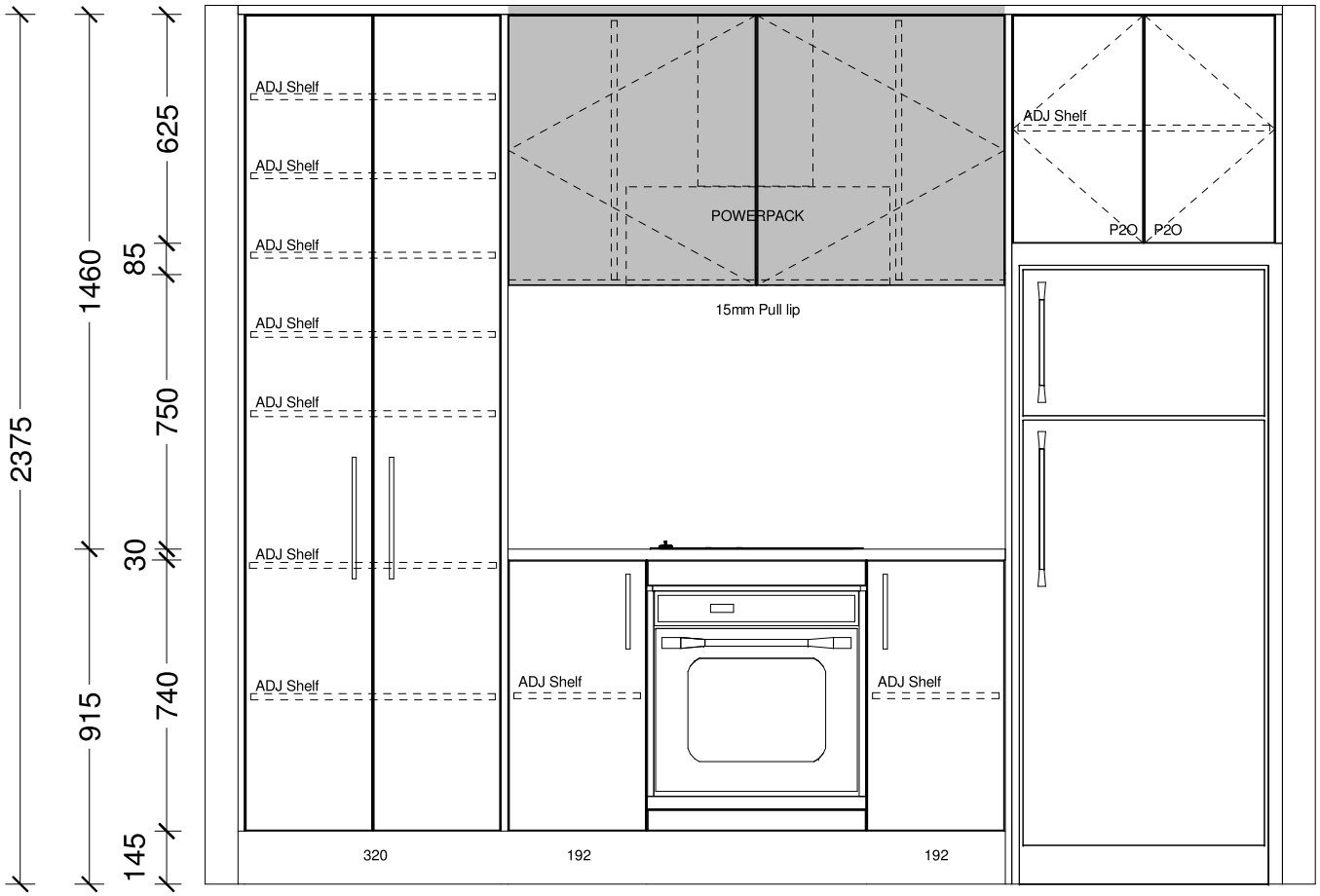

Designer:	Date:	Client:	BC Ref:	Site Address:	Job#:
Sarah Molyneux	27 May 26	Oakridge Homes	Job		Default
Dwg:	Scale:	Customer:			
Kitchen Elevation	0	The Koa			

TRENDS KITCHENS

This is an original design and must not be released or copied unless applicable fee has been paid or job order placed. All dimensions and size designations given are subject to verification on job site and adjustment to fit job conditions.

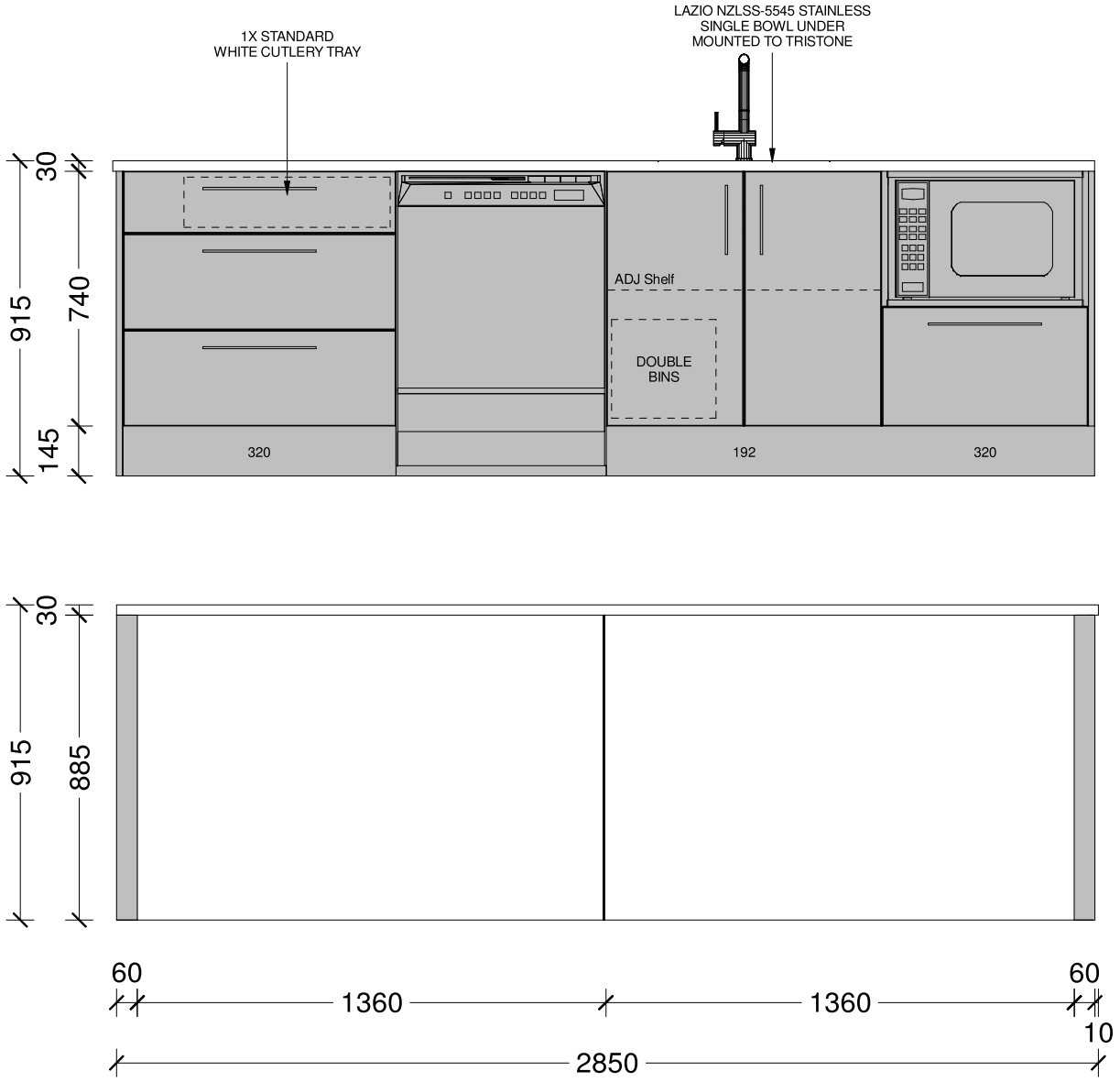

Designer: Sarah Molyneux	Date: 27 May 26	Client: Oakridge Homes	BC Ref: Job	Site Address:	Job#: Default	TRENDS KITCHENS
Dwg: Kitchen Elevation	Scale: 0	Customer: The Koa				

This is an original design and must not be released or copied unless applicable fee has been paid or job order placed. All dimensions and size designations given are subject to verification on job site and adjustment to fit job conditions.

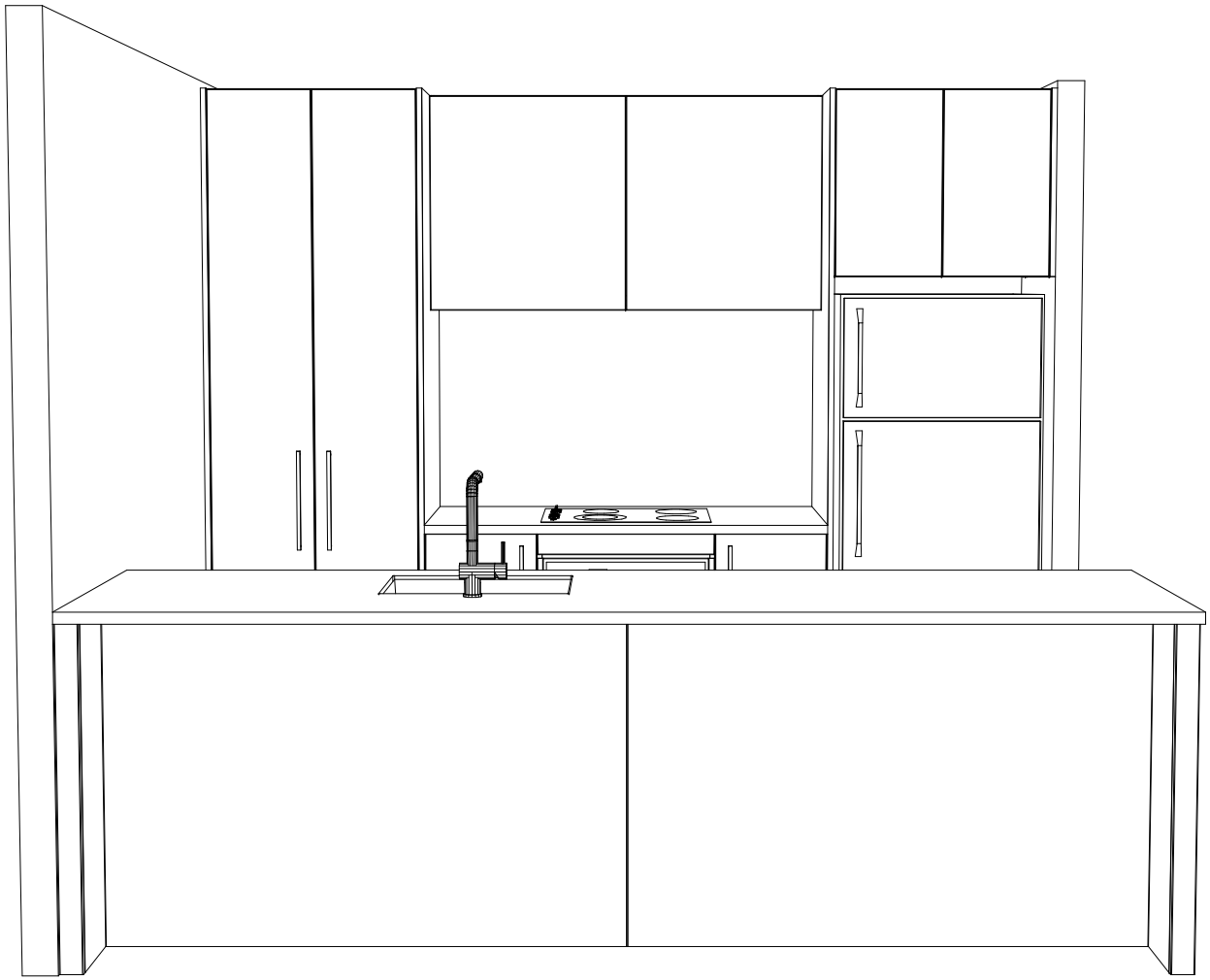

Designer: Sarah Molyneux	Date: 27 May 26	Client: Oakridge Homes	BC Ref: Job	Site Address:	Job#: Default	TRENDS KITCHENS
Dwg: Kitchen 3D Perspective	Scale:	Customer: The Koa				

This is an original design and must not be released or copied unless applicable fee has been paid or job order placed. All dimensions and size designations given are subject to verification on job site and adjustment to fit job conditions.

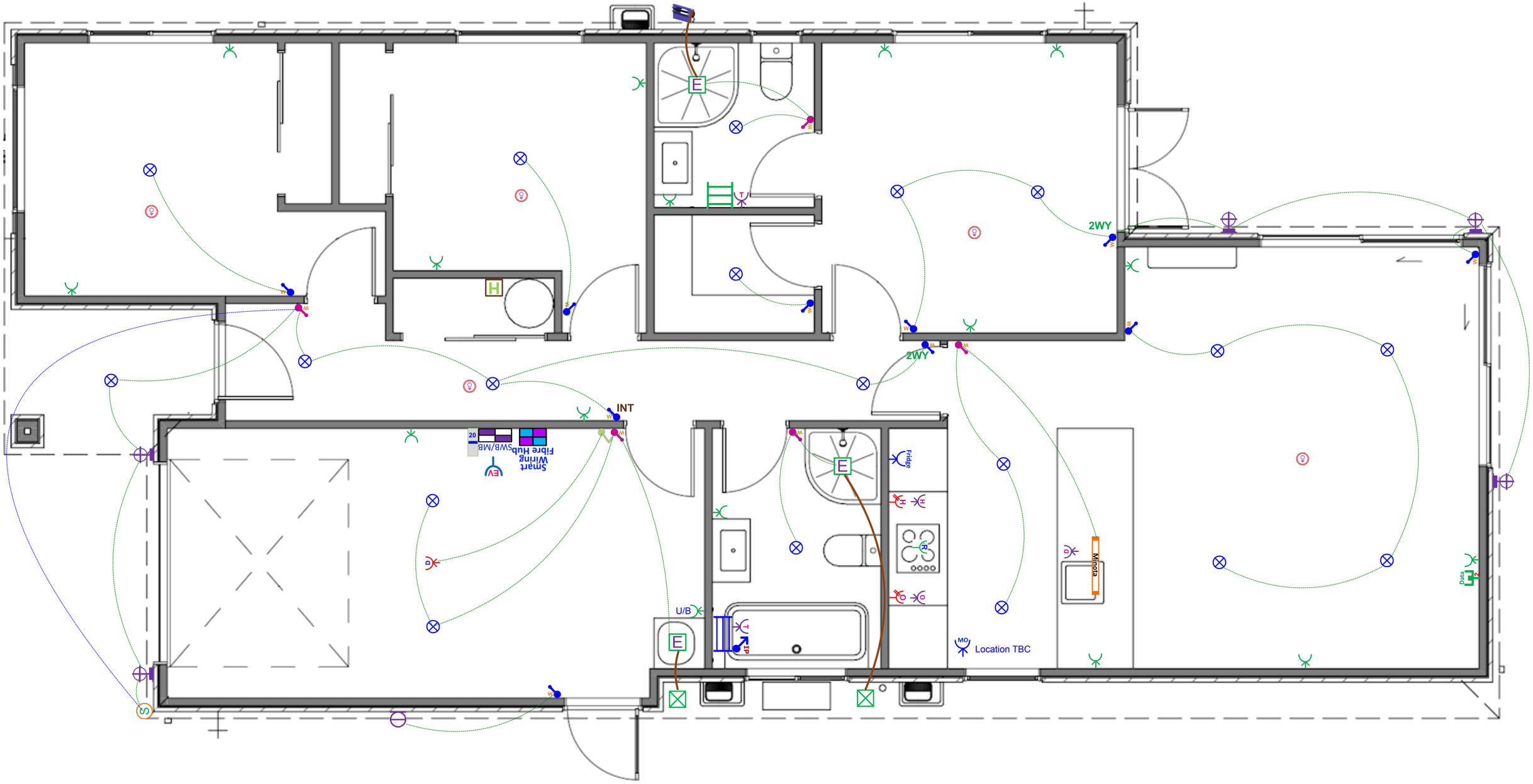

SMART SYSTEMS
Electricians for smart, sustainable homes

Client Name: Oakridge Homes
Site Address: The Koa V3 (Garage Right)
Acceptance Signature & Date:

Date: Revised 09-09-2026
Plan Electrical & Lighting with Minota Pendant

Designed By: Mike Lew
Phone: 03 338 4238
Email & Web info@smartsystems.net.nz smartsystems.net.nz

Plan: Option B - The Koa V3 (Garage Right) - Electrical Design

Power & Lighting

	Item	Total
SWB/MB	Electrical Base with 34-Way Deep Combined Meter Switchboard (Single Phase)	1 EA
R	Rangehood Single Power Socket	1 EA
Fridge	Tradesave Slim Single Power Socket (White) 10A - Fridge	1 EA
MO	Tradesave Slim Single Power Socket (White) 10A - Microwave	1 EA
	Tradesave Slim Double Power Socket Horizontal (White) 10A	16 EA
O	Tradesave Slim Double Power Socket with Oven Isolator Switch (White) 10A	1 EA
H	Tradesave Slim Double Power Socket with Hob Isolator Switch (White) 10A	1 EA
O	Tradesave Built-In Oven Hard-Wired Power Connection up to 20A (max)	1 EA
H	Tradesave Slim Electric Hob Hard-Wired Power Connection up to 32A (max)	1 EA
D	Tradesave Slim Dishwasher Power Socket (White)	1 EA
H	Voltex Hot Water Cylinder Hard-Wired Connection & Isolator (Surface Mounted)	1 EA
	Tradesave Slim Garage Door Open/Close Press Switch (White)	1 EA
D	Tradesave Slim Garage Door Power Socket (White)	1 EA
EV	Electric Vehicle Single Phase Future Charging Circuit & Isolator with Blank Wall Plate	1 EA
20	Air Conditioning Circuit 20A MCB Installation For Heat Pump Circuit	1 EA
	Orca OM866S-10RF Wireless Interconnected Smoke Detector - Photoelectric 10-year battery life	5 EA
	Newtech ST65 Towel Rail 5-Bar Square Ladder 530 x 600mm (Chrome) - Excludes Circuit & Installation	1 EA
T	Tradesave Slim Heated Towel Rail Circuit & Installation (Excludes supply of Towel Rail)	2 EA
E	Extractor Fan Inline 150mm & up to 6m of duct	3 EA
	Extractor Fan External Grille (White)	2 EA
	Extractor Fan External Fascia Grille (Supplied by Others)	1 EA
S	External 180° Infrared Movement Surface Mounted Sensor Up to 12M Range, Adjustable 10sec - 15min time delay (White)	1 EA

Power & Lighting

	Item	Total
	Recessed Downlight Vynco Lopez 8-Watt (Switchable 3K-4K-5.7K) White Fascia & Circuit	19 EA
	Pendant Light "B" - Minota 1.5m Suspension 40-Watt LED, 1400lm down, 800lm up, CCT 3K, 4K, 5K via Wall Switch (Black) & Circuit	1 EA
	External Up/Down Round LED Wall Light Ambius AWLSR316LED 3K (Stainless Steel) & Circuit	5 EA
	Bulkhead LED Wall Light Robus Ohio RHV1230-01, 12W IP54 Oval Bulkhead c/w White & Black Trims & Circuit	1 EA
W	Tradesave Slim Light Switch 1-Gang (White)	10 EA
W	Tradesave Slim Light Switch 2-Gang (White)	5 EA
IP	Excel Life White IP Rated Light Switch 1 Gang	1 EA
2WY	2-Way Light Circuit	2 EA
INT	Tradesave Slim 3-way Intermediate Switching Light Circuit	1 EA
	Smart Wiring Base 20" Hub 12-Port with Fibre Optic Pathway and Power Circuit - Excludes TV cabling	1 EA
Data	Tradesave Slim Dual Data Sockets RJ45 Ethernet/Internet (Cat6) - White	1 EA
	Newtech ST78 Narrow Towel Rail 7-Bar Square Ladder 800 x 450mm (Chrome) - Excludes Circuit & Installation	1 EA

In the Area

About Arbor Green

Arbor Green has everything that makes up a flourishing neighbourhood. Streets, landscaping and amenities that have been purposefully designed to bring people together and enhance everyday wellbeing.

Once complete, Arbor Green will have 1200 new homes built, a primary school and a central neighbourhood precinct that create two main gathering points, while multiple parks, pathways and cycleways ensure every resident can get around with safety and ease.





Rolleston and Surrounding Areas

Living in Arbor Green provides you with an open gateway to everything the Selwyn region has to offer.

Rolleston is Canterbury's second largest urban centre. Home to growing businesses, purpose-built facilities, high quality schools and a bevy of shops and eateries, life here is vibrant, easy and fun.

You'll be close to all those urban conveniences that make life easy. There are plenty of work and education opportunities nearby and Christchurch is just 20 minutes down the road. Head a little further afield and Canterbury's mountains, lakes and beaches are yours to discover.



P: (03) 977 2832
E: info@oakridgehomes.co.nz
oakridgehomes.co.nz

OAKRIDGE HOMES

Why Choose an Oakridge Home?

Oakridge Homes is a locally owned Canterbury company with decades of experience. We are Canterbury's second largest residential builder delivering 200 homes per year with a proven track record of completing over 400 homes for happy homeowners in the region. Oakridge is a small team of fifteen, each of us working diligently to achieve the company goal of delivering quality homes as efficiently and stress free as possible.

All Oakridge house and land packages are competitively priced offering true value for money including turnkey funding, meaning you pay a 10% deposit and the balance the day you get your keys. In our experience this is the preferred contract method when securing finance and a service we offer as a standard inclusion. We work closely with our contractors and suppliers to get the best product for the best cost which is reflected in our all-inclusive package pricing.

At Oakridge we are extremely proud of the relationships we have built with local tradesmen and suppliers, ensuring quality is delivered every time. We deal with one longstanding company per element of the build which has helped us achieve our average build time of 17 weeks. We are very thankful to everyone who makes an Oakridge home come to life, many of us working alongside one another for over ten years.

Our team has put immense effort in to streamlining the consenting process by working alongside the local councils and have formed great relationships with the team leaders guaranteeing our consents are handled as efficiently as possible. Oakridge has a reputation for providing quality documentation for our consent applications which helps ensure we receive your building consent in a timely manner.

We understand that customers value quality and transparency which has been a major focus for Oakridge Homes, we offer a range of fixed price turnkey house and land packages that suit the majority of homebuyers. From the letterbox numbers to the window coverings – an Oakridge home truly is fully inclusive and move in ready when handover day comes. There are no hidden surprises and nothing for you to do but sit back and trust us to build your home.

Oakridge Homes has taken steps to ensure your home is here to stand the test of time by including:

- Master Build 10-Year Guarantee
- 1 year warranty period
- Exceeds Healthy Homes Standards
- LVL framing (laminated veneer lumber) more durable and less likely to warp
- RibRaft foundation system
- Quality cladding options
- Thermally broken window joinery
- Increased carpet underlay thickness
- Tri-Stone benchtops for easy maintenance
- Full height kitchen joinery to avoid dust collection
- Full length tiled splashback to kitchen
- Bosch appliances
- Exposed aggregate driveways and patios
- Insulated garage and garage door

P: (03) 977 2832
E: info@oakridgehomes.co.nz
oakridgehomes.co.nz

OAKRIDGE HOMES

OAKRIDGE HOMES

The Oakridge Journey

Decide which house and land package is suitable for you and will meet your needs

Sign your contract and enter your due diligence period (usually 10 working days)

Your solicitor will guide you during this time

Go unconditional, congratulations!

In the background we will be preparing your home to be lodged into consent, some time may pass but rest assured everything is going to plan

Consent granted! A milestone achieved

Your new home will be scheduled into our build programme

We instruct the works to commence onsite, let's dig some ground!

You will receive updates throughout the construction of your home

17 weeks pass by – that went quick! Your home is ready for the **final inspection**

We will undertake our quality audits and ensure all works are on track to be completed prior to settlement

Code Compliance has issued, your settlement date is now set

During this time you will have your **pre-settlement inspection** to view your home and raise any questions

All works are confirmed as complete and your handover date is organised where you will receive your keys along with other helpful information – an exciting day!

Thank you for trusting Oakridge Homes it's a privilege to have been chosen as your builder!

If you'd like more information on one of our listings or want to learn more about the process of buying an Oakridge home, get in touch.

P: (03) 977 2832
E: info@oakridgehomes.co.nz
oakridgehomes.co.nz