



House and Land Package

Lot 459 Beachgrove, Stage 7B
Kaiapoi, North Canterbury

Dwelling
Size

120m²

Section
Size

276m²

\$679,900



3



1



2



1



Artist Impression Only—Refer to Concept Plans

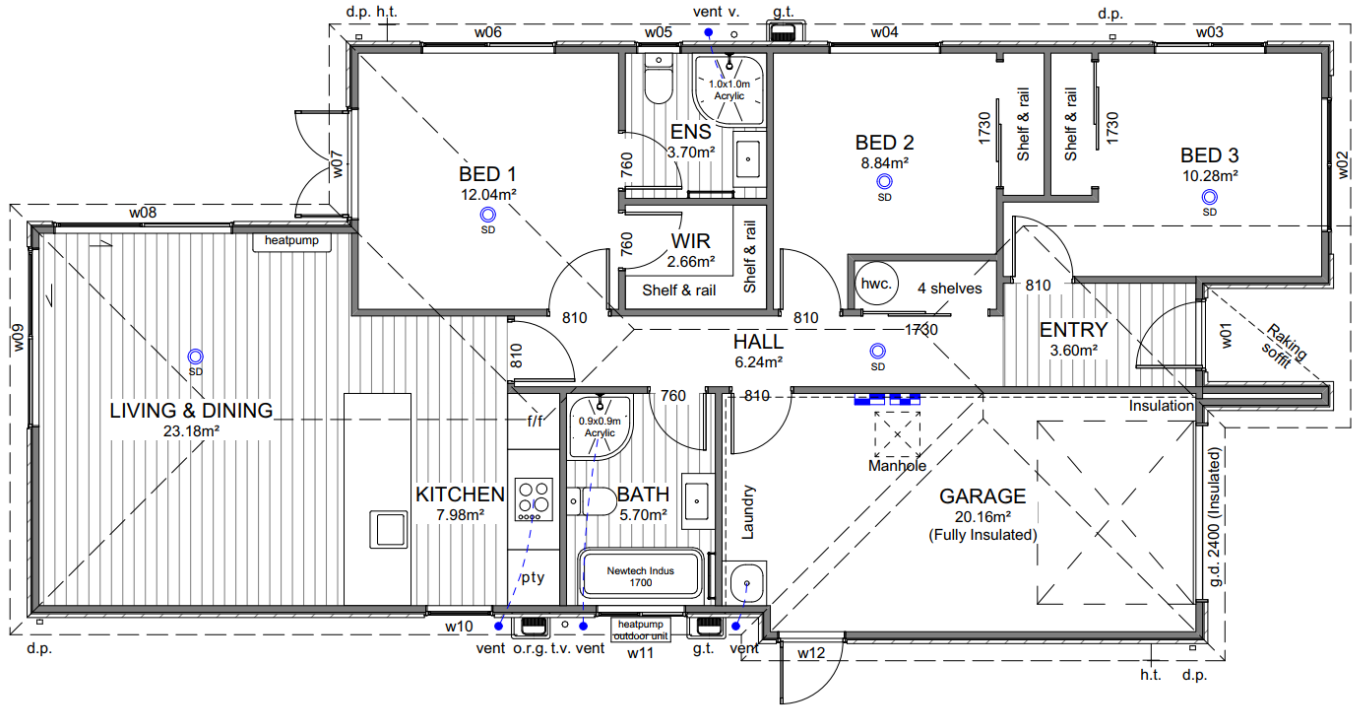
Family sized home featuring three bedrooms, master with ensuite and walk-in robe, open plan kitchen living and dining, family bathroom and internal access garaging. Well appointed for the sun on a fully landscaped section, offering quality fixtures and fittings throughout.

Within thirty minutes drive to Christchurch City Beachgrove is conveniently located within walking distance of the vibrant Kaiapoi town centre where you will find various retail outlets, cafes, restaurants, supermarkets, weekly farmers market and a movie theatre. There is a high school, primary schools and day care centres all within close proximity.

With Pines Beach recreational areas on your door step it makes Beachgrove an appealing community for all.



Floor Layout:



Site Location:



Disclaimer: For the use of illustrative purposes only. Oakridge Homes Limited accept no liability for any discrepancies which may become apparent once construction commences.



Specification





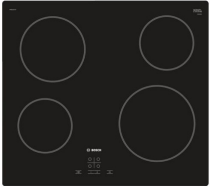




Lot 459 Beachgrove, Kaiapoi, North Canterbury

General:			
Guarantee:	10 year Masterbuild	Insurance:	Builders All Risk
Warranty:	365 day from settlement	Utilities:	Sewer pump chamber
Dwelling Exterior:			
Foundation:	TC2 RibRaft	Framing / trusses:	2.42m NZ5S 3602:2003 with building wrap / kiln dried pine
Roofing:	25° metal pressed tile— corona shake— shake satin	Fascia and gutter:	Dimond metal fascia and quad gutter
Downpipes:	Colorsteel 75x55 rectangular	Main cladding:	Rockcote Graphex (15yr manufacturers guarantee)
Feature cladding:	Abodo AW55 135x18	Entry door:	Thermally-broken APL 860mm Latitude with urbo lever
Window joinery: Tint to w02 & w03	Low E Argon filled double glazed windows in thermally-broken powder coated aluminium frames	Garage door:	Insulated Coloursteel flat panel wood-grain 2.4m
Dwelling Interior:			
Insulation:	As per Building Code. Including entire garage envelope - internal & external walls	Plasterboard:	Plasterboard - 10mm to walls, wet area to bathrooms and 13mm to ceilings
Gib stopping:	Grade 4 paint finish in accordance with AS/NZ 2311:2009	External corners:	Square stop
Hinged doors:	1980mm Straten (horizontal V groove polycore—2 line)	Wardrobe sliders:	2200mm Horizontal V groove
Wardrobe shelving:	MDF shelf and rail	Cupboard shelving:	MDF shelves x4
Door hardware:	Windsor Futura – Apex brushed nickel	Skirting board:	60mm bevel
Electrical:	As per plan	Heatpump:	Fujitsu SET-ASTH22KNTA 6.0/6.5kw
Extractor:	Inline extractor fan	Hot water cylinder:	Rheem 250L
Carpet	Belgotex Urban Twist	Vinyl plank:	Belgotex Luxury Plank—Province
Splashback tiles:	100x300mm subway tile (Kitchen only)	Window coverings:	Windoware Austro roller blinds—Slate Excluding garage and bathrooms
Landscaping:			
Driveway and patio:	Exposed aggregate—sealed	Vehicle crossing:	Included
Soft landscaping:	As per plan	Fencing:	Boundary fencing as per developers requirements to all boundaries. Internal fencing including one gate.



Specification











Lot 459 Beachgrove, Kaiapoi, North Canterbury

Kitchen and Laundry:			
Kitchen, bench surface and splashback:	Custom made Melteca or Bestwood finished cabinetry. TriStone 12mm benchtop on negative detail. Tiled splashback full length of back bench/wall. *Refer to plans and colour scheme	Kitchen sink:	Lazio NZLSS-5545 single stainless steel sink 
Kitchen tapware:	Elementi Uno Gooseneck 	Kitchen handles:	Stefano Orlati 4062— Titanium 
Oven:	Bosch HBF133BSOA 	Ceramic cooktop:	Bosch PKE611K17A 
Rangehood:	Bosch DWB97DM50A 	Dishwasher:	Bosch SMU2ITS01A 
Laundry tub:	Aquatica Laundra Studio 	Feature pendant: *dependent on supply, similar fitting to be used if unavailable	Staverton 1L—black 



Specification

Lot 459 Beachgrove, Kaiapoi, North Canterbury

Bathrooms:			
Vanities:	Elementi Novara, 2 drawer 750mm French Oak 	Mirrors:	Polished edge direct fix—1000x750mm 
Showers:	Arena curved with moulded wall 	Toilets:	Elementi Uno back to wall 
Bath:	Elementi Diseno back-to-wall 1700mm 	Towel rails:	Newtech 5 bar square—heated 
Basin mixers:	Elementi Cura 	Shower / bath mix-ers:	Elementi Cura 
Shower slides:	Elementi Rayne 	Bath spout:	Elementi Uno 

Colour Scheme

Lot 459 Beachgrove, Kaiapoi, North Canterbury

Exterior:		Interior:	
Roof:	Ebony	Ceilings:	Half black white
Fascia / Gutter / Downpipes:	Ebony	Walls:	Black white
Window joinery:	Ebony	Interior doors:	Black white
Front door:	Ebony	Skirting:	Black white
Front door frame:	Ebony	Carpet:	Iron
Garage door:	Ebony	Vinyl plank:	Natural
Garage door frame:	Ebony	Kitchen cabinetry:	Bestwood simply white
Soffits:	Half black white	Feature kitchen/ negative detail:	Subtle grey velvet
Exterior cladding (Main):	Black white	Kitchen benchtop:	TriStone 12mm – Pure white
Exterior cladding (Feature):	Wood-x goldrush	Kitchen splashback:	White gloss with misty grey grout


Exterior:

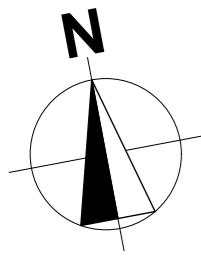


Interior:



Kitchen:





Site Info

Site Address	Croucher Street Beach Grove
Legal Description	Lot 459
Site Area	276m ²
Building Area	120.76m ²
Roof Area*	142.82m ²
Site Coverage	51.75%

Design Basis

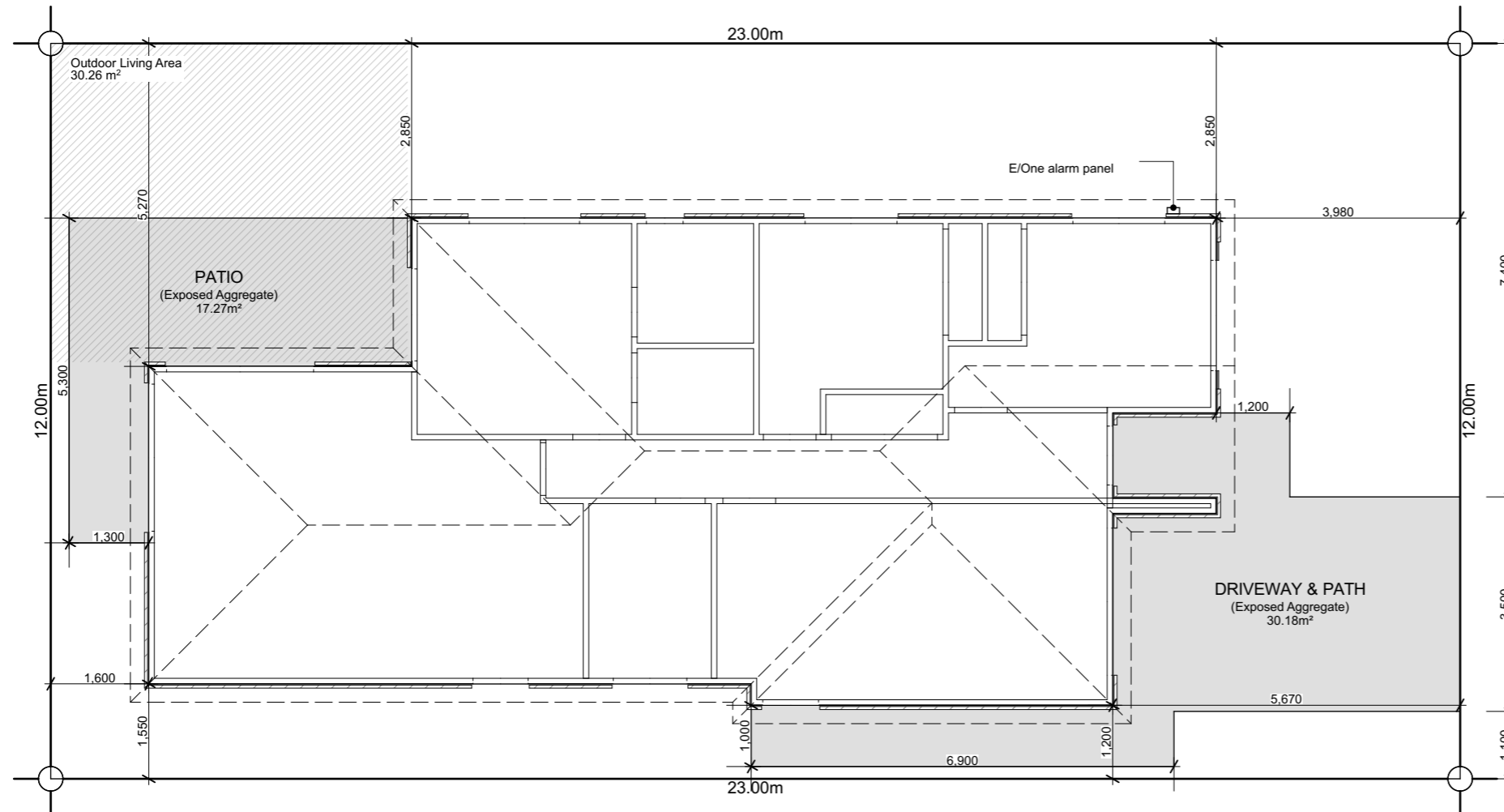
Wind Zone	High
Earthquake Zone	2
Snow Zone	N4 < 100m
Exposure Zone	C

General Notes

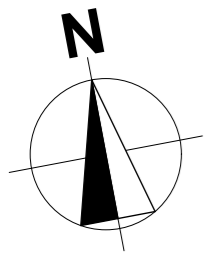
- All dimensions shown are to face of foundation unless noted otherwise.
- Refer to Foundation Plan for foundation setout.
- Refer to Drainage Plan for specific drainage info.
- Refer to Sediment Control in Specification & implement where required.
- All sealed driveway and patio areas to be min. 1:100 fall away from building.
- Site bearings, dimensions and North point subject to Certificate of Title.

Site Specific Notes

- Visibility Splays measuring 2m along road boundary to a length of 2.5m along internal boundary. Keep clear of obstructions within visibility splays areas. Landscaping or any other features within the visibility splays areas shall not exceed 0.5m in height.



CROUCHER STREET



Building Area

Over Frame	117.03m ²
Perimeter	54.12m
Over Cladding	120.76m ²
Perimeter	54.74m
Roof Area*	142.82m ²
Perimeter	54.16m

*Roof area includes fascia & gutter.




General

Main Cladding	RCS Graphex
Feature Cladding	Abodo Vulcan Shiplap WB (AW55)
Roof Pitch	25°
Roofing	Pressed Metal Tiles (Corona Shake)
Stud Height	2.42m
Interior Door	1.98m high
Wardrobe Door	2.20m high
Cooktop	Ceramic Cooktop



Note 1: Kitchen layout indicative only, refer to Kitchen Design for details.

Note 2: Tinted windows to w02 & w03.

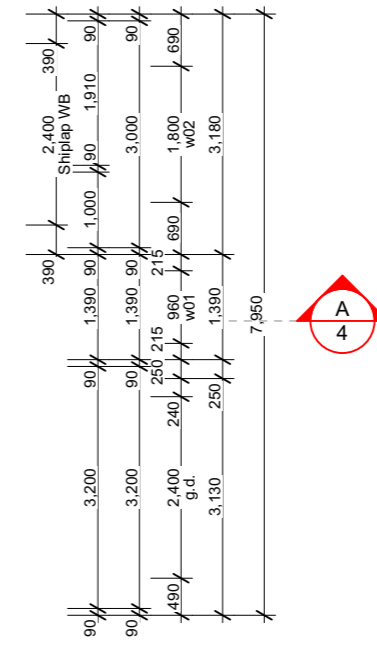
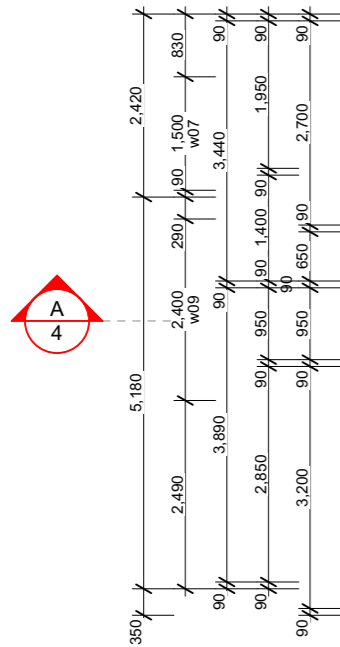

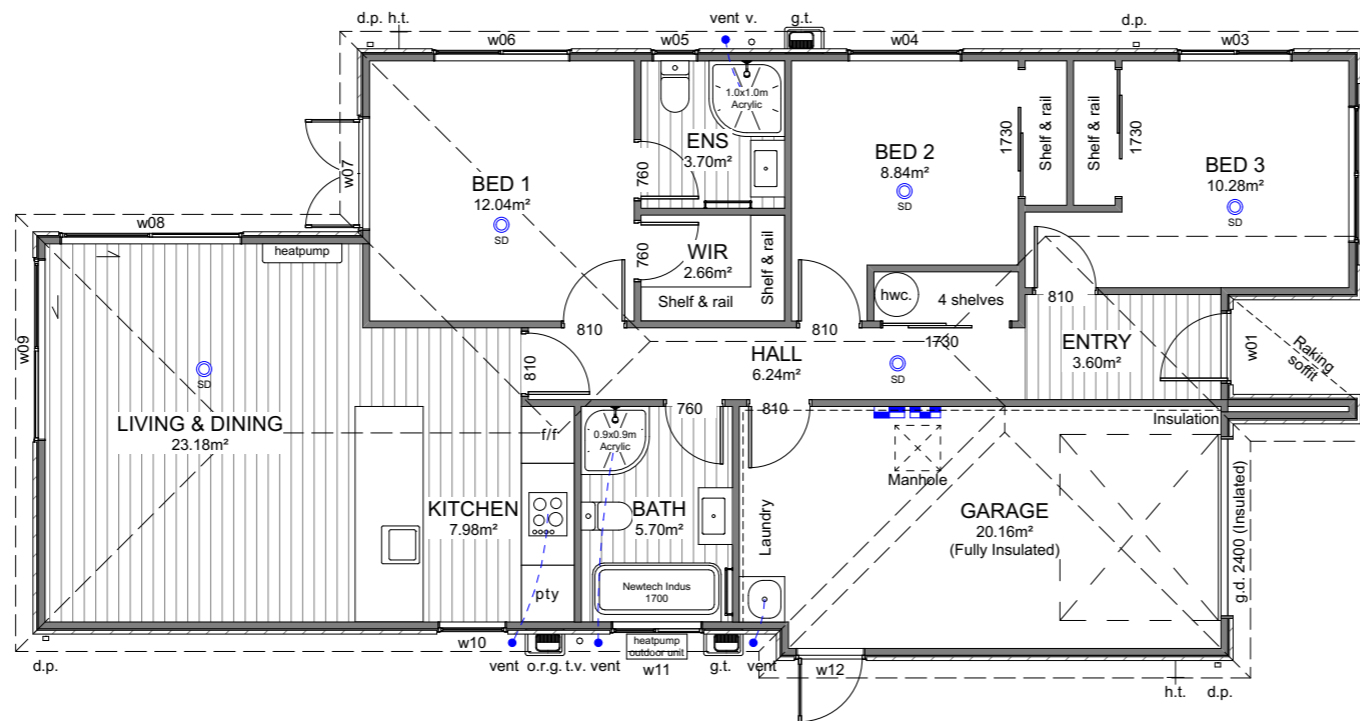
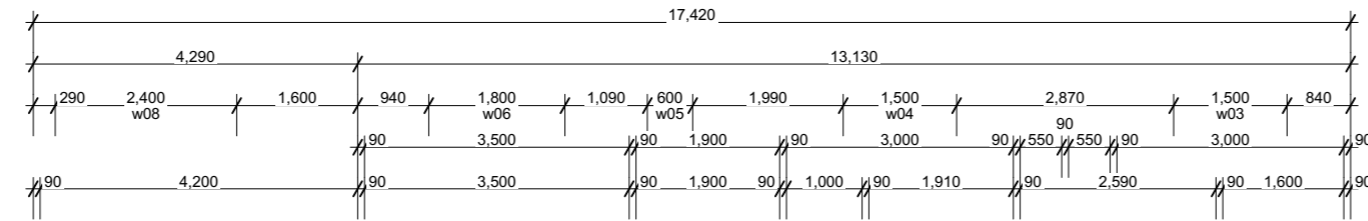
Legend

-  Distribution Board and Smart Meter Box
-  Data Box
-  Smoke Detector 10 year long-life battery-operated & interconnected (Cavius)

Floor Covering

-  Carpet (excl. Garage)
-  Vinyl Planks

WINDOW SCHEDULE		
ID	H	W
w01	2,130	960
w02	2,130	1,800
w03	500	1,500
w04	1,400	1,500
w05	1,100	600
w06	500	1,800
w07	2,130	1,500
w08	2,130	2,400
w09	2,130	2,400
w10	2,130	900
w11	1,100	1,200
w12	2,130	910



6 Browns Road, Christchurch
 ey.archiplus@gmail.com
 021 0238 1905
 021 0221 8868



W E N D E L B O R N
P R O P E R T Y L T D
 LOT 459 BEACH GROVE
 CROUCHER STREET KAIAPOI

Issue
 Concept Design

This plan is developed for the purchaser and is copy right to Archiplus Ltd.

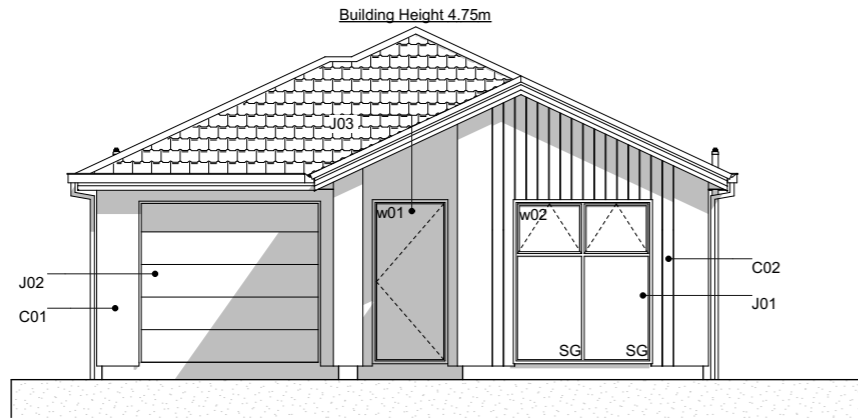
Floor Plan

Scale 1:100 @ A3

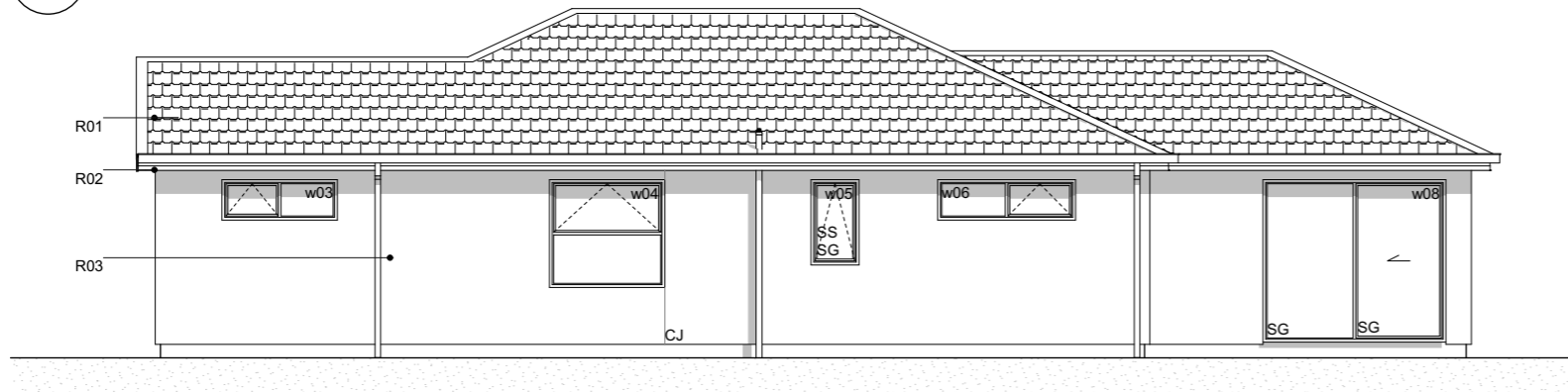
Revision 1
 Date 11/02/2025
 File No. 25018

Sheet No.

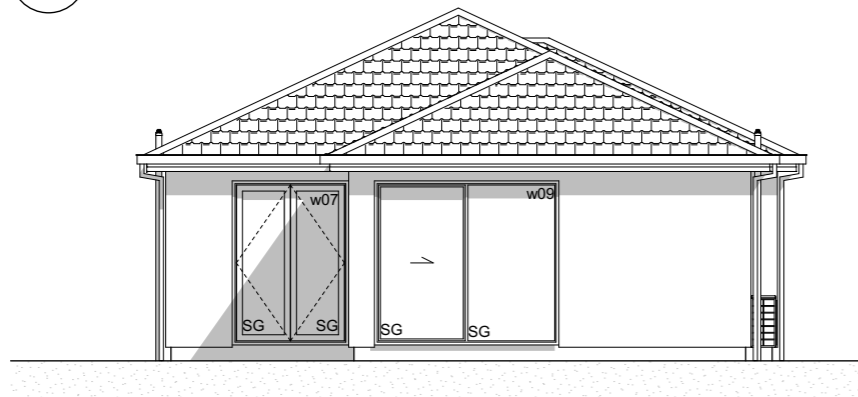
2



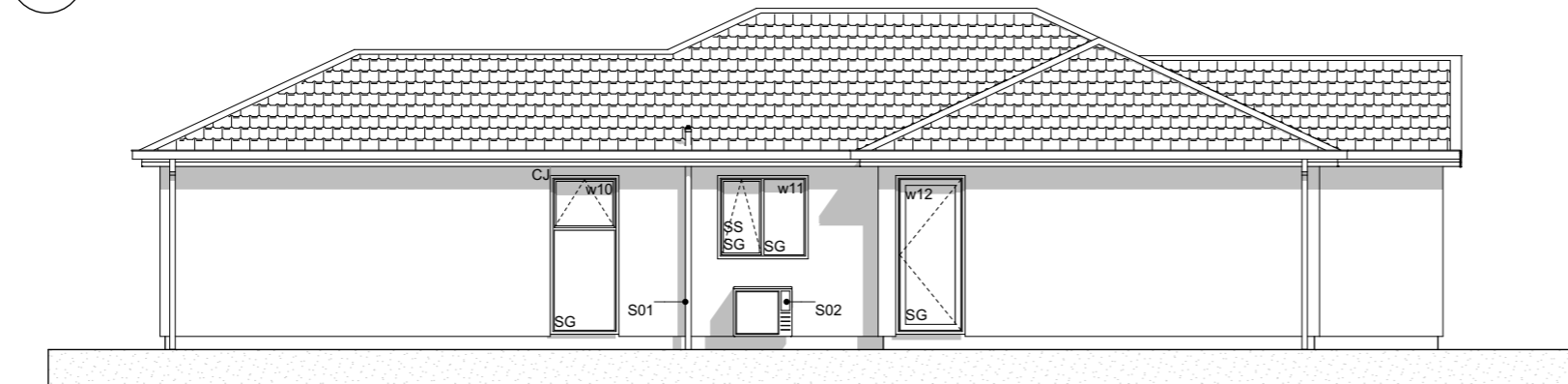
E-01 East Elevation
Scale 1:100



E-02 North Elevation
Scale 1:100



E-03 West Elevation
Scale 1:100



E-04 South Elevation
Scale 1:100

Elevation Keys

- C01 RCS Graphex 50mm panel with plastered finish on 20mm cavity battens.
- C02 Abodo Vulcan shiplap weatherboard on 20mm horizontal castellated cavity battens.
- R01 Pressed metal tiles roofing.
- R02 Colorsteel Quad gutter supported by Colorsteel 185mm fascia.
- R03 Colorsteel 75x55mm downpipes.
- J01 Low E Argon filled double glazed windows in thermally-broken powder coated aluminium frames.
- J02 Sectional garage door.
- J03 APL entry door in thermally-broken powder coated aluminium frames
- S01 Drainage vent pipe.
- S02 Heatpump outdoor unit on wall bracket.

Legend

- w01 Window ID
- SS Security Stay
- SG Safety Glass
- CJ Control Joint

General Notes

Driveway to fall from 20mm max. below garage rebate.



6 Browns Road, Christchurch
ey.archiplus@gmail.com
021 0238 1905
021 0221 8868



**W E N D E L B O R N
P R O P E R T Y L T D**
LOT 459 BEACH GROVE
CROUCHER STREET KAIAPOI

Issue
Concept Design

This plan is developed for the purchaser and is copy right to Archiplus Ltd.

Elevations

Scale 1:100 @ A3

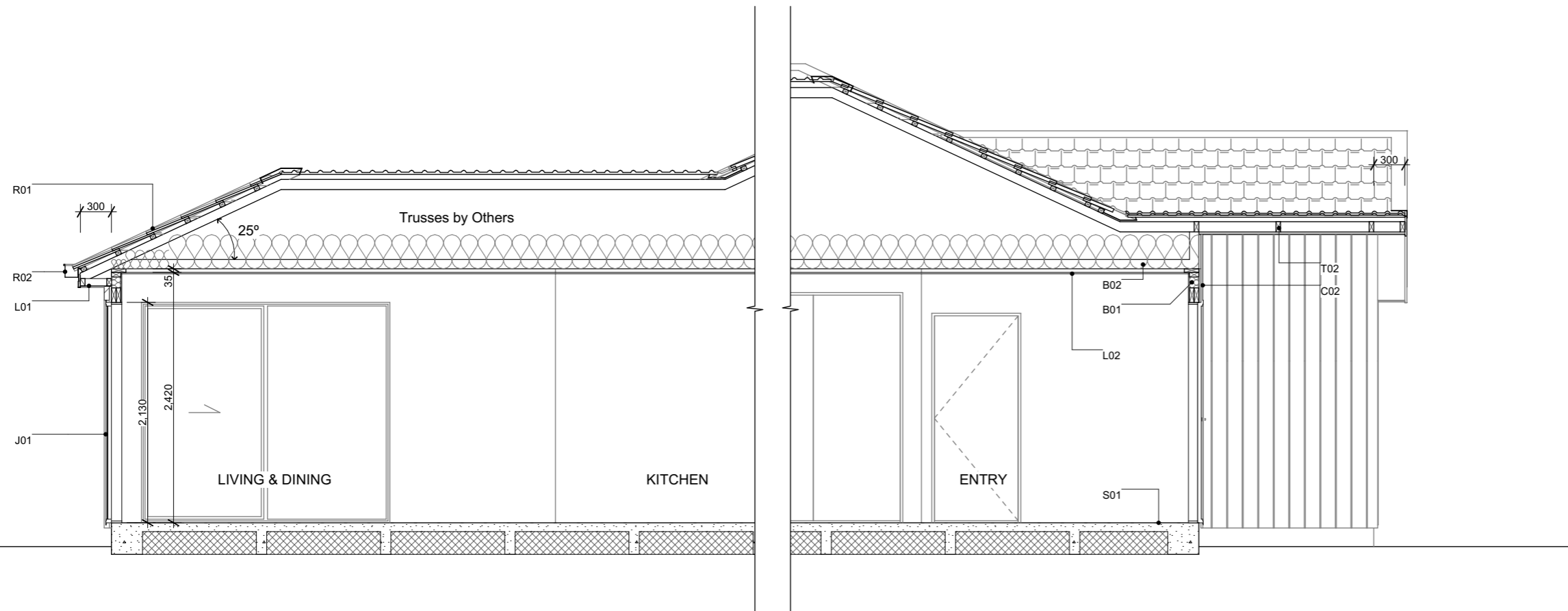
Revision 1
Date 11/02/2025
File No. 25018

Sheet No.

3

Section Keys

- C01 RCS Graphex 50mm panel with plastered finish on 20mm cavity battens over building wrap on timber framing.
- C02 Abodo Vulcan shiplap weatherboard on 20mm horizontal castellated cavity battens over building wrap on timber framing.
- W01 External walls 90x45mm studs @ 600mm crs, dwangs @ 800mm crs (dwangs @ 480mm crs for shiplap WB). Top plates 90x45 + 140x35mm.
- W02 Internal walls 90x45mm studs @ 600mm crs, dwangs @ 800mm crs.
- S01 SED Ribraft Foundation.
- T01 Roof trusses as per Truss Design.
- T02 Extended truss top chord/ outriggers to form raking soffit.
- R01 Pressed metal tiles roofing on 50x40mm timber battens over self-supported roof underlay on trusses.
- R02 Colorsteel Quad gutter on 185mm Colorsteel fascia.
- R03 75x55mm Colorsteel downpipes with wall brackets.
- J01 Low E Argon filled double glazed windows in thermally-broken powder coated aluminium frames. H3.1 timber reveals for painted finish.
- J02 Sectional garage door. H3.1 timber reveals for painted finish.
- B01 R2.8 wall insulation batts.
- B02 R7.0 ceiling insulation batts. Compressed insulation to fit at the first 500mm from the top plate as per manufacturer's instruction. Insulation baffle required to allow for the 25mm ventilation
- L01 4.5mm Hardie soffit linings for painted finish.
- L02 13mm Gib ceiling linings supported by 35mm Rondo ceiling battens @ 600mm crs. Stopped smooth for painted finish. (Wet area ceiling 13mm Gib Aqualine)
- L03 10mm Gib wall linings stopped smooth for painted finish. (Wet area wall 10mm Gib Aqualine)



A Section A-A
Scale 1:50



6 Browns Road, Christchurch
ey.archiplus@gmail.com
021 0238 1905
021 0221 8868



W E N D E L B O R N
P R O P E R T Y L T D
LOT 459 BEACH GROVE
CROUCHER STREET KAIAPOI

Issue
Concept Design

This plan is developed for the purchaser
and is copy right to Archiplus Ltd.

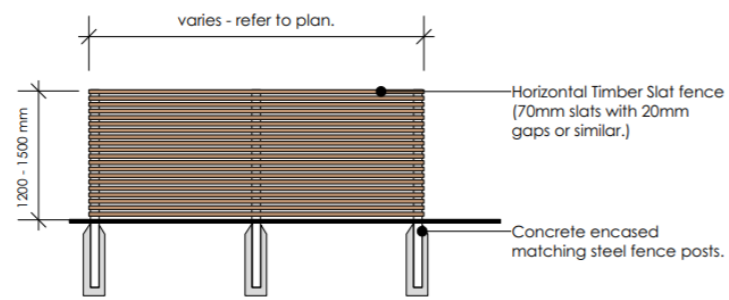
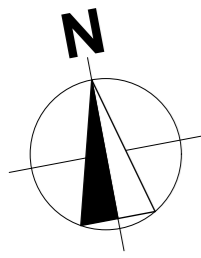
Section A-A

Scale 1:50, 1:10 @ A3

Revision 1
Date 11/02/2025
File No. 25018

Sheet No.

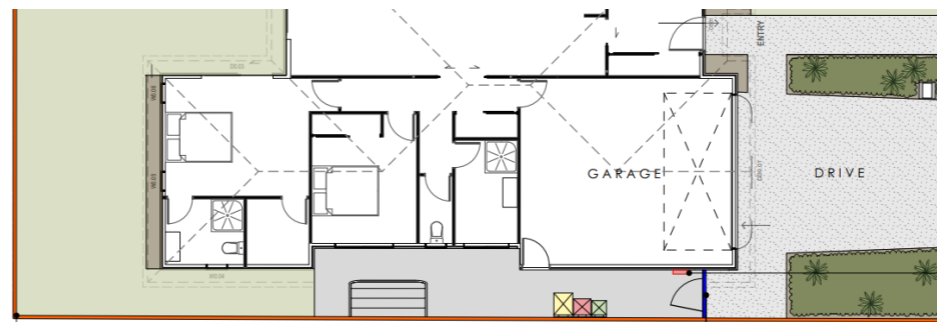
4



2 FENCE TYPE 1200 - 1500mm High Horizontal Timber Slat Fence
Scale 1:50

NOTE: 1.8m high fence version suitable where adjacent to outdoor courtyards.

To be stained to tie in with house facade.



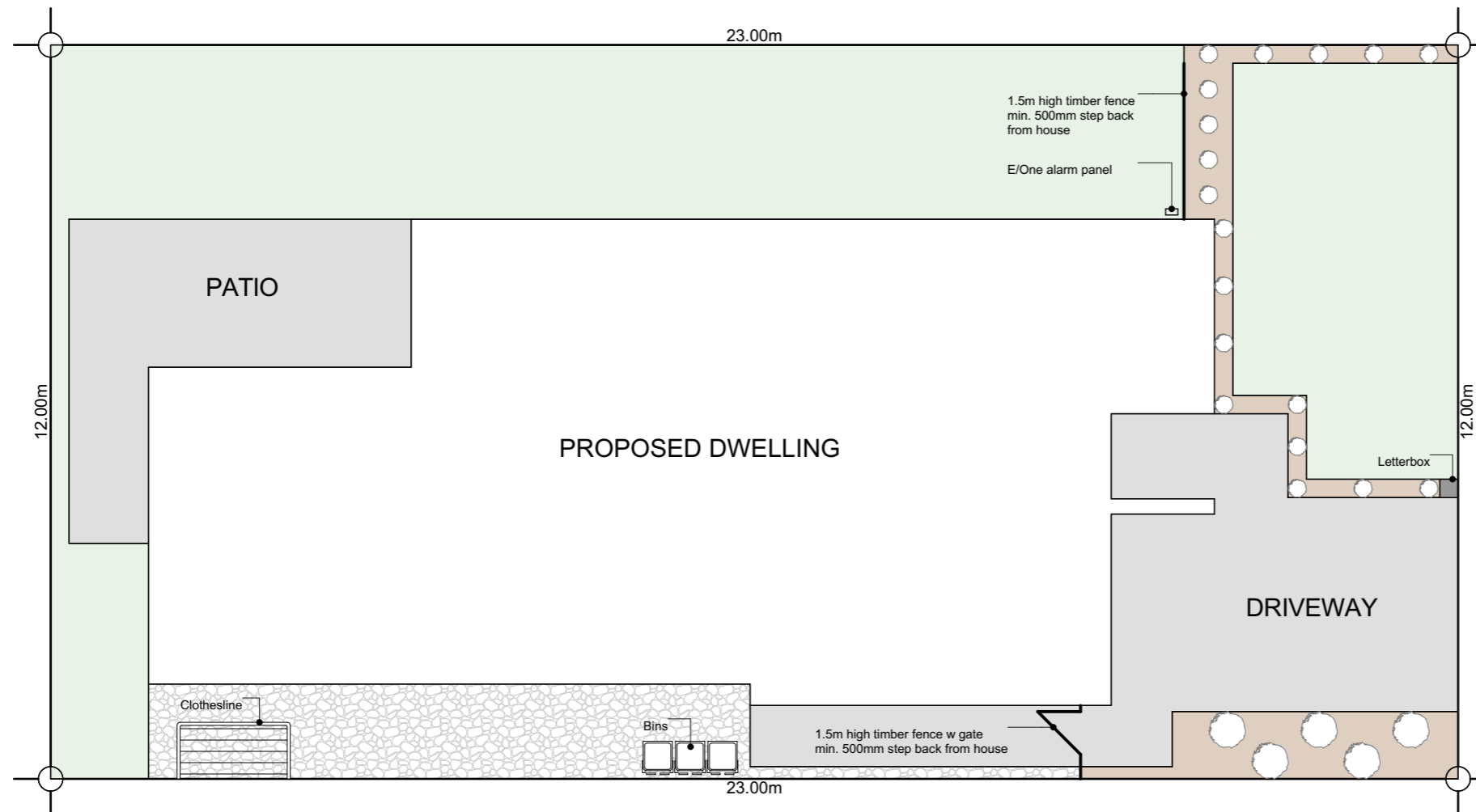
Fence Type 4 to all internal boundaries

5 Indicative Landscape Plan
Scale 1:100

Fence return to house or side gate minimum 500mm back from front of house.

Service courts shall be screened from street using 1.5 - 1.8m fence return or gate.



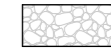

Ecoflow controller fixed to house behind side gate or return fence (Allow for any downpipe locations).



Plants List for Garden Bed

- Agapanthus Peter Pan - Dwarf blue Nile lily
 - Acacia Limelight - Dwarf wattle
 - Choisya Ternata - Mexican orange blossom
 - Carex Secta - Makura sedge
 - Lavandula angustifolia 'Hidcote' - English Lavender
 - Pittosporum little gem
 - Thuja occidentalis Smaragd - Emerald Cedar
 - Viburnum tinus Eve Price
 - Azalea
 - Corokia geentys green
 - Pseudowintera colorata 'Red Leopard' - Horopito/Pepper tree
 - Camellia 'Cinnmon Cindy'
- *Planting species for garden bed are indicative-not to be limited to.

Legends

-  Lawn
-  Exposed Aggregate
-  Stonechip
-  Garden Bed with Bark



6 Browns Road, Christchurch
ey.archiplus@gmail.com
021 0238 1905
021 0221 8868



W E N D E L B O R N
P R O P E R T Y L T D
LOT 459 BEACH GROVE
CROUCHER STREET KAIAPOI

Issue
Concept Design

This plan is developed for the purchaser and is copy right to Archiplus Ltd.

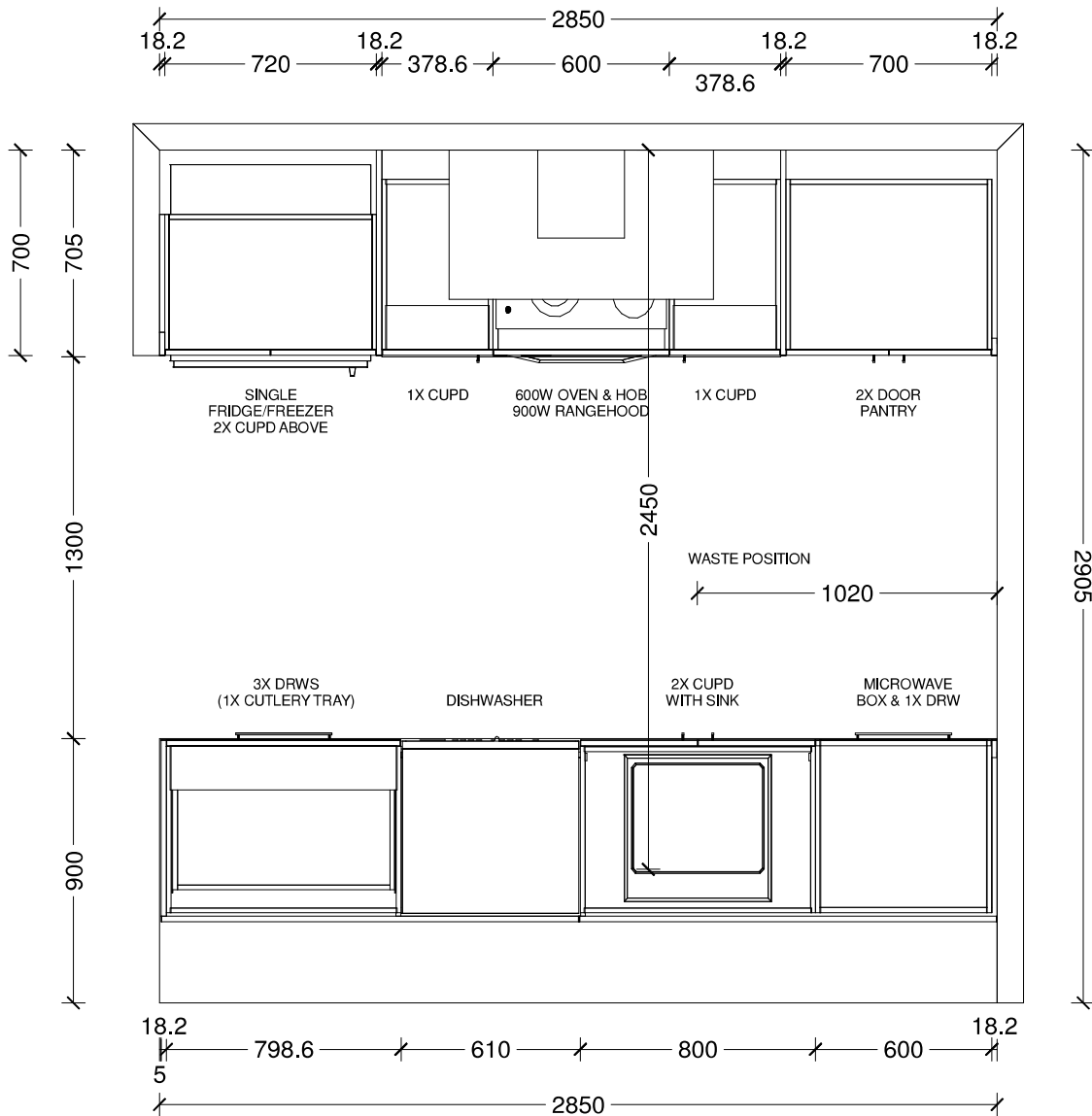
Landscape Plan

Scale 1:100 @ A3

Revision 1
Date 11/02/2025
File No. 25018

Sheet No.

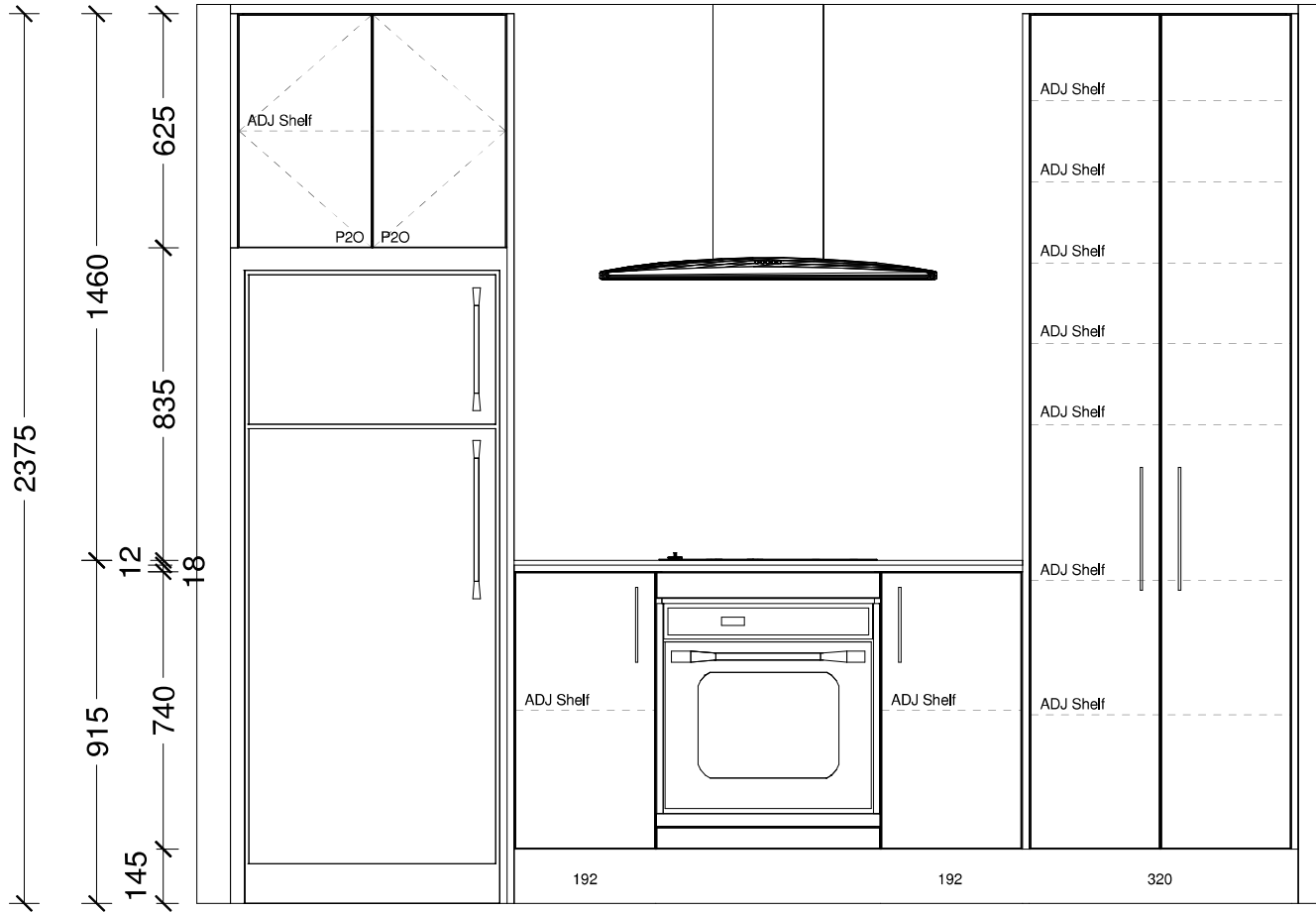
1



Benchtop Colour:
12mm square edge Tristone in Pure White
Back Wall Joinery Colour:
Bestwood Simply White Embossed
Island Joinery Colour:
Bestwood Subtle Grey Velvet
Negative Detail Joinery Colour:
Bestwood Subtle Grey Velvet
Handles:
4062-192/320-Titanium Grey
Sink:
Lazio NZLSS-5545 Stainless Single Bowl

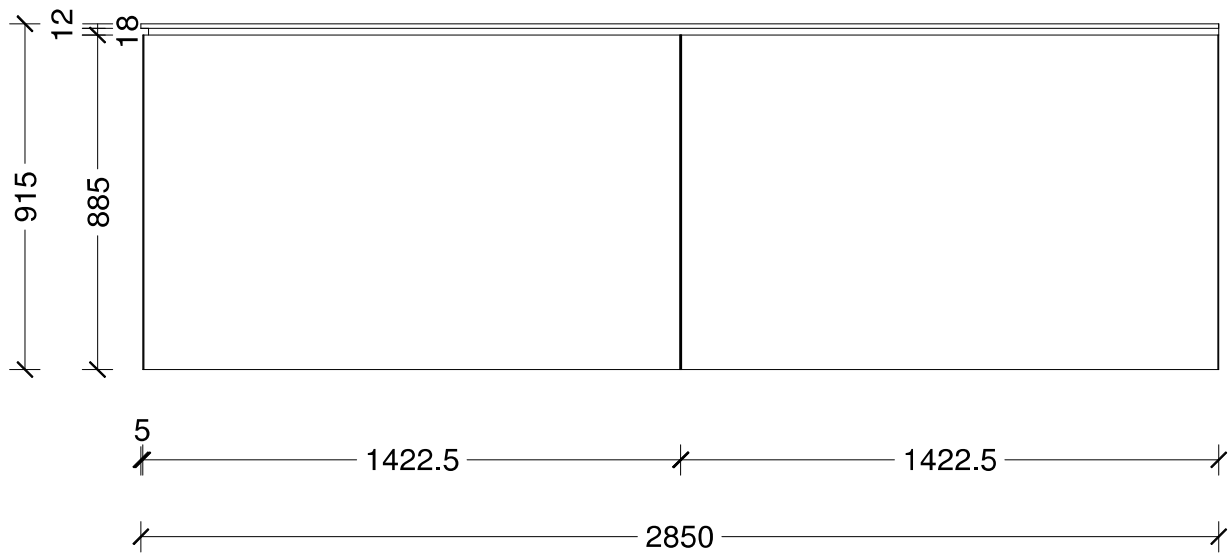
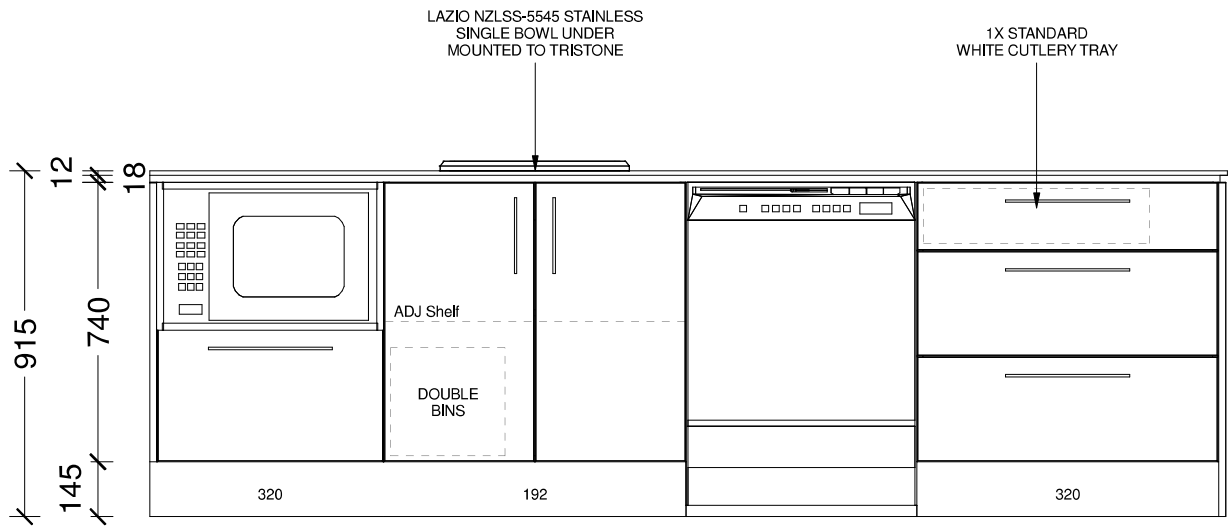
Designer: Sarah Molyneux	Date: 01 Mar 23	Client: Oakridge Homes	BC Ref: Job	Site Address:	Job#: Default
Dwg: Kitchen Plan	Scale: 1 : 25	Customer: The Koa			





Designer: Sarah Molyneux	Date: 01 Mar 23	Client: Oakridge Homes	BC Ref: Job	Site Address:	Job#: Default	
Dwg: Kitchen Elevation	Scale: 1 : 20	Customer: The Koa				


This is an original design and must not be released or copied unless applicable fee has been paid or job order placed. All dimensions and size designations given are subject to verification on job site and adjustment to fit job conditions.



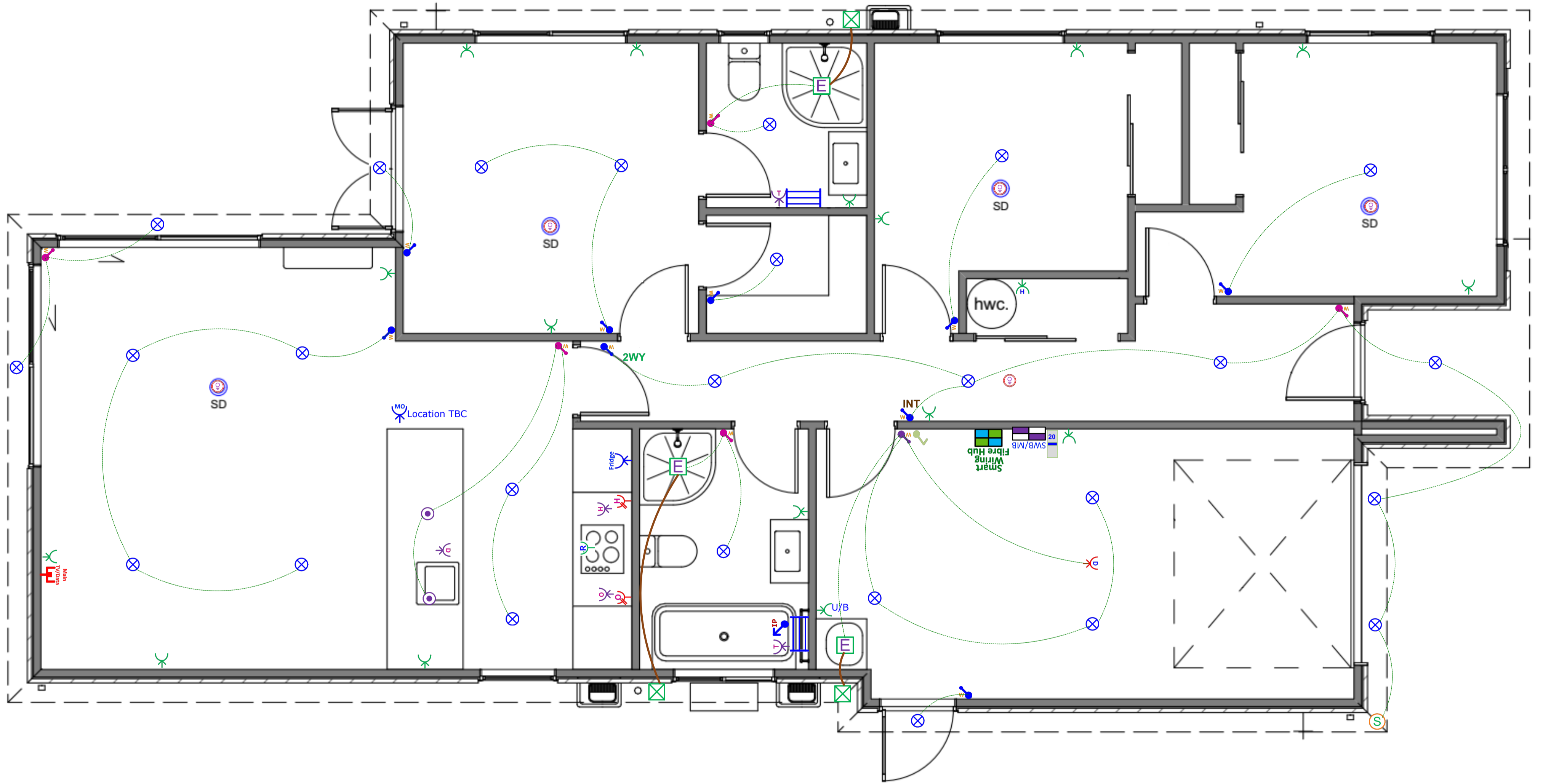
Designer: Sarah Molyneux	Date: 01 Mar 23	Client: Oakridge Homes	BC Ref: Job	Site Address:	Job#: Default	
Dwg: Kitchen Elevation	Scale: 1 : 20	Customer: The Koa				

This is an original design and must not be released or copied unless applicable fee has been paid or job order placed. All dimensions and size designations given are subject to verification on job site and adjustment to fit job conditions.



Designer: Sarah Molyneux	Date: 01 Mar 23	Client: Oakridge Homes	BC Ref: Job	Site Address:	Job#: Default	
Dwg: Kitchen 3D Perspective	Scale:	Customer: The Koa				

This is an original design and must not be released or copied unless applicable fee has been paid or job order placed. All dimensions and size designations given are subject to verification on job site and adjustment to fit job conditions.



Plan: Lot 459 - Electrical Design

Electrical		
Item		Total
 Electrical Base with 34-Way Deep Combined Meter Switchboard (Single Phase)		1 EA
 Tradesave Rangehood Power Socket		1 EA
 Tradesave Slim Single Power Socket (White) 10A - Fridge		1 EA
 Tradesave Slim Single Power Socket (White) 10A - Microwave		1 EA
 Tradesave Double Power Socket Horizontal (White) 10A		16 EA
 Tradesave Slim Double Power Socket with Oven Isolator Switch (White) 10A		1 EA
 Tradesave Slim Double Power Socket with Hob Isolator Switch (White) 10A		1 EA
 Tradesave Built-In Oven Hard-Wired Power Connection up to 20A (max)		1 EA
 Tradesave Slim Electric Hob Hard-Wired Power Connection up to 32A (max)		1 EA
 Tradesave Slim Dishwasher Power Socket		1 EA
 Tradesave Garage Door Opener Press Button (White)		1 EA
 Tradesave Slim Garage Door Power Socket		1 EA
 Tradesave Slim Hot Water Cylinder Hard-Wired Power Connection		1 EA
 Air Conditioning Circuit 20A MCB Installation For Heat Pump Circuit		1 EA
 Orca OM866S-10RF Wireless Interconnected Smoke Detector - Photoelectric 10-year battery life		5 EA
 Newtech ST65 Towel Rail 5-Bar Square Ladder 530 x 600mm (Chrome) - Excludes Circuit & Installation		2 EA
 Tradesave Slim Heated Towel Rail Circuit & Installation (Excludes supply of Towel Rail)		2 EA
 Extractor Fan Inline 150mm & up to 6m of duct		3 EA
 Extractor Fan External Grill (White)		3 EA
 External 180-Degree Lighting Movement Sensor (White)		1 EA
 Recessed LED Downlight Prolux DL54 (3k Warm White) with White Fascia & Circuit		26 EA
 Staverton Black 1L 365mm Pendant Light, LED Lamp & Circuit		2 EA
 Tradesave Slim Light Switch 1-Gang (White)		9 EA

Electrical

	Item	Total
	Tradesave Slim Light Switch 2-Gang (White)	5 EA
	Tradesave Slim Light Switch 3-Gang (White)	1 EA
	Excel Life White IP Rated Light Switch 1 Gang	1 EA
	2-Way Light Circuit	1 EA
	Tradesave Slim 3-way Intermediate Switching Light Circuit	1 EA
	Smart Wiring Base 20" Hub 12 Port with Fibre Optic Pathway and Power Circuit	1 EA
	Tradesave Slim Main UHF TV/Data Network Socket (Cat6) - White	1 EA