



House and Land Package

Lot 499 Arbor Green, Stage 20,
Springwood, Rolleston

Dwelling
Size

156m²

Section
Size

441m²

\$769,900



4



1



2



2

Note: Roof material differs from what's shown on the render, roof to be long run



Artist Impression Only—Refer to Concept Plans

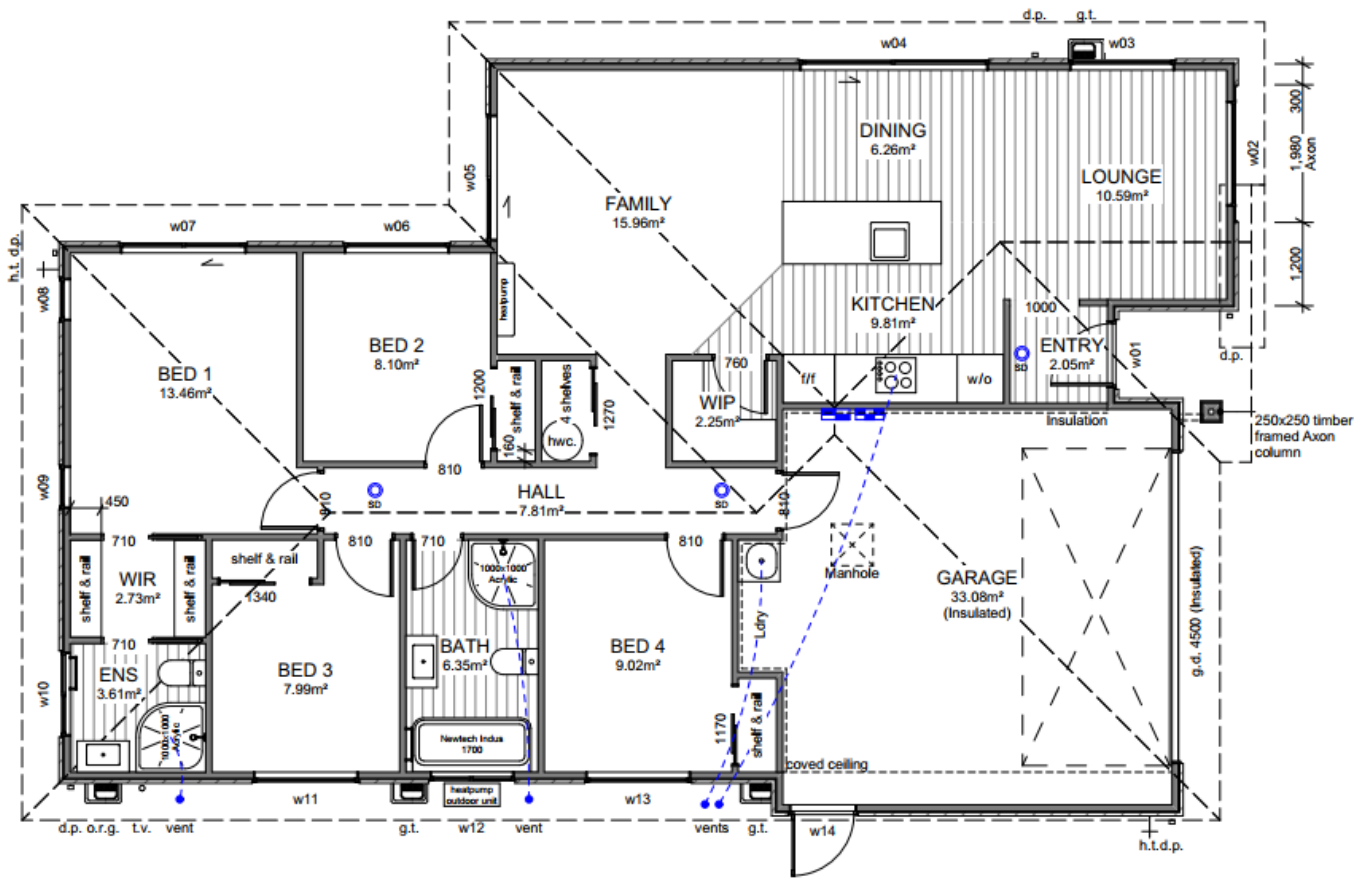
Family sized home featuring four bedrooms, master with ensuite and walk-in robe, open plan kitchen living and dining with walk-in pantry, family bathroom and internal access garaging. Well appointed for the sun on a fully landscaped section, offering quality fixtures and fittings throughout.

Just twenty minutes from Christchurch, Rolleston has so much to offer. You are spoilt for choice within New Zealand's fastest growing community. Offering retailers, eateries, parks and reserves along with a newly established primary school and Rolleston college in close proximity. Only a short drive to central Rolleston with a shopping complex to cater all requirements.

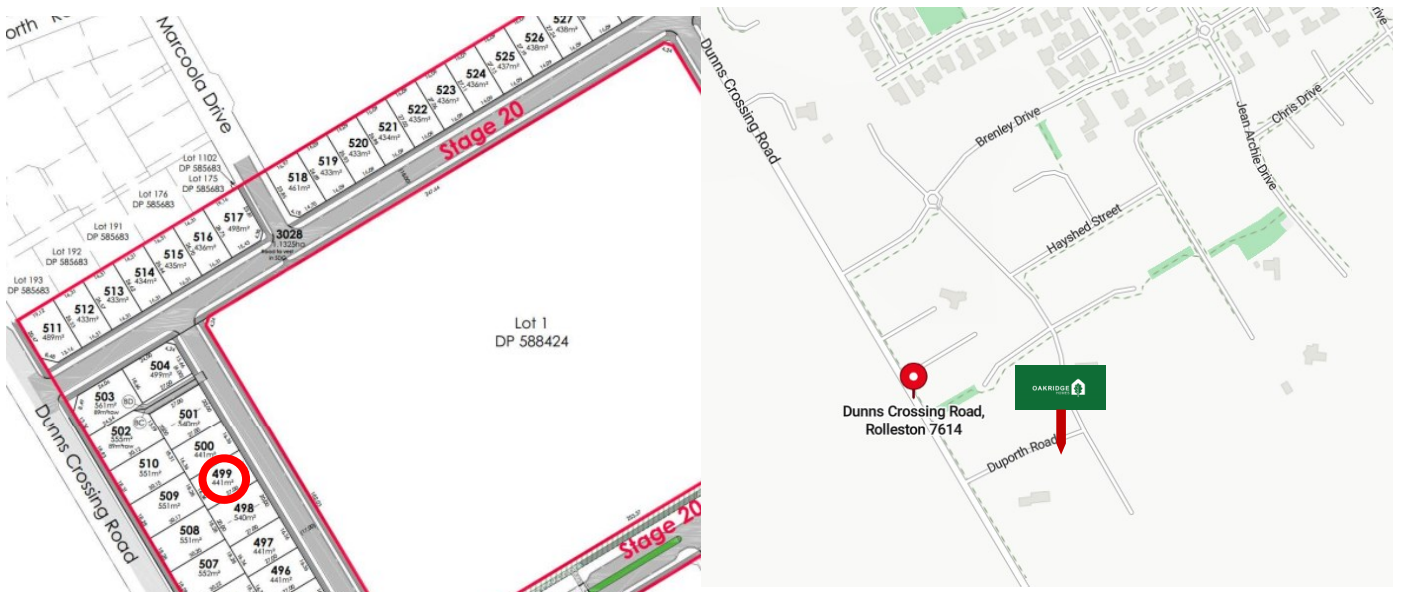




Floor Layout:



Site Location:



Disclaimer: For the use of illustrative purposes only. Oakridge Homes Limited accept no liability for any discrepancies which may become apparent once construction commences.





Specification










Lot 499 Arbor Green, Stage 20, Springwood, Rolleston

General:			
Guarantee:	10 year Masterbuild	Insurance:	Builders All Risk
Warranty:	365 day from settlement	Utilities:	Mains supply including fibre
Dwelling Exterior:			
Foundation:	TC1 RibRaft	Framing / trusses:	2.42m NZ5S 3602:2003 with building wrap / kiln dried pine
Roofing:	25° longrun corrugate	Fascia and gutter:	Dimond metal fascia and quad gutter
Downpipes:	Colorsteel 75x55 rectangular	Main cladding:	Rockcote Graphex (15 year manufacturers guarantee)
Feature cladding:	James Hardie Axon	Entry door:	Thermally-Broken APL 860mm Latitude with urbo lever
Window joinery:	Low E Argon filled double glazed windows in thermally-broken powder coated aluminium frames	Garage door:	Insulated Coloursteel flat panel wood-grain 4.5m
Dwelling Interior:			
Insulation:	As per Building Code. Including entire garage envelope - internal & external walls	Plasterboard:	Plasterboard - 10mm to walls, wet area to bathrooms and 13mm to ceilings
Gib stopping:	Grade 4 paint finish in accordance with AS/NZ 2311:2009	External corners:	Square stop
Hinged doors:	1980mm Straten (horizontal V groove polycore—2 line)	Wardrobe sliders:	2200mm Horizontal V groove
Wardrobe shelving:	MDF shelf and rail	Cupboard shelving:	MDF shelves x4
Door hardware:	Windsor Futura – Apex brushed nickel	Skirting board:	60mm bevel
Electrical:	As per plan	Heatpump:	As per Healthy Home Standards
Extractor:	Inline extractor fan	Hot water cylinder:	Rheem 250L
Carpet	Belgotex Urban Twist	Vinyl plank:	Belgotex Luxury Plank—Province
Splashback tiles:	100x300mm subway tile (Kitchen only)	Window coverings:	Windoware Austro roller blinds—Slate Excluding garage and bathrooms
Landscaping:			
Driveway and patio:	Exposed aggregate—sealed	Vehicle crossing:	Included
Soft landscaping:	As per plan	Fencing:	Boundary fencing as per developers requirements to all boundaries. Internal fencing including one gate.



Specification











Lot 499 Arbor Green, Stage 20, Springwood, Rolleston

Kitchen and Laundry:			
Kitchen, bench surface and splashback:	Custom made Melteca or Bestwood finished cabinetry. TriStone 12mm benchtop on negative detail. Tiled splashback full length of back bench/wall. *Refer to plans and colour scheme	Kitchen sink:	Lazio NZLSS-5545 single stainless steel sink 
Kitchen tapware:	Greens Astro II Gooseneck Slim 	Kitchen handles:	Stefano Orlati 4062— Titanium 
Oven:	Bosch HBF133BSOA 	Ceramic cooktop:	Bosch PKE611K17A 
Rangehood:	Bosch DWB97DM50A 	Dishwasher:	Bosch SMU05D05AU 
Laundry tub:	Aquatica Laundra Studio 	Feature pendant: *dependent on supply, similar fitting to be used if unavailable	Staverton 1L—black 



Specification

Lot 499 Arbor Green, Stage 20, Springwood, Rolleston


Bathrooms:			
Vanities:	Newtech Frank Plus 750mm 	Mirrors:	Polished edge direct fix—1000x750mm 
Showers:	Arena curved with moulded wall 	Toilets:	Newtech Casalino Back To Wall 
Bath:	Newtech Indus back-to-wall 1700mm 	Towel rails:	Newtech 5 bar square—heated 
Basin mixers:	Greens Astro II 	Shower / bath mixers:	Greens Astro II Round 
Shower slides:	Greens Glide Rainboost Adjustable 	Bath spout:	Greens Legacy 

Colour Scheme

Lot 499 Arbor Green, Stage 20, Springwood, Rolleston

Exterior:		Interior:	
Roof:	Ebony	Ceilings:	Half black white
Fascia/ Gutter / Downpipes:	Ebony	Walls:	Black white
Window joinery:	Ebony	Interior doors:	Black white
Front door:	Ebony	Skirting:	Black white
Front door frame:	Ebony	Carpet:	Iron
Garage door:	Ebony	Vinyl plank:	Natural
Garage door frame:	Ebony	Kitchen cabinetry:	Simply white
Soffits:	Half black white	Feature kitchen/ negative detail:	Subtle grey velvet
Exterior cladding (Main):	Triple concrete	Kitchen benchtop:	TriStone 12mm – Pure white
Exterior cladding (Axon):	All Black	Kitchen splashback:	White gloss with misty grey grout


Exterior:

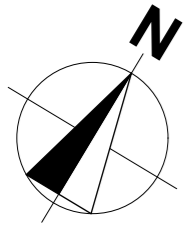


Interior:



Kitchen:





Site Info

Site Address	12 Privet Way Arbor Green
Legal Description	Lot 499 DP 603106
Site Area	441m ²
Building Area	156.73m ²
Roof Area*	194.02m ²
Site Coverage	44.00%

Design Basis

Wind Zone	High
Earthquake Zone	2
Snow Zone	N4 < 100m
Exposure Zone	C

General Notes

All dimensions shown are to face of foundation unless noted otherwise.

Refer to Foundation Plan for foundation setout.

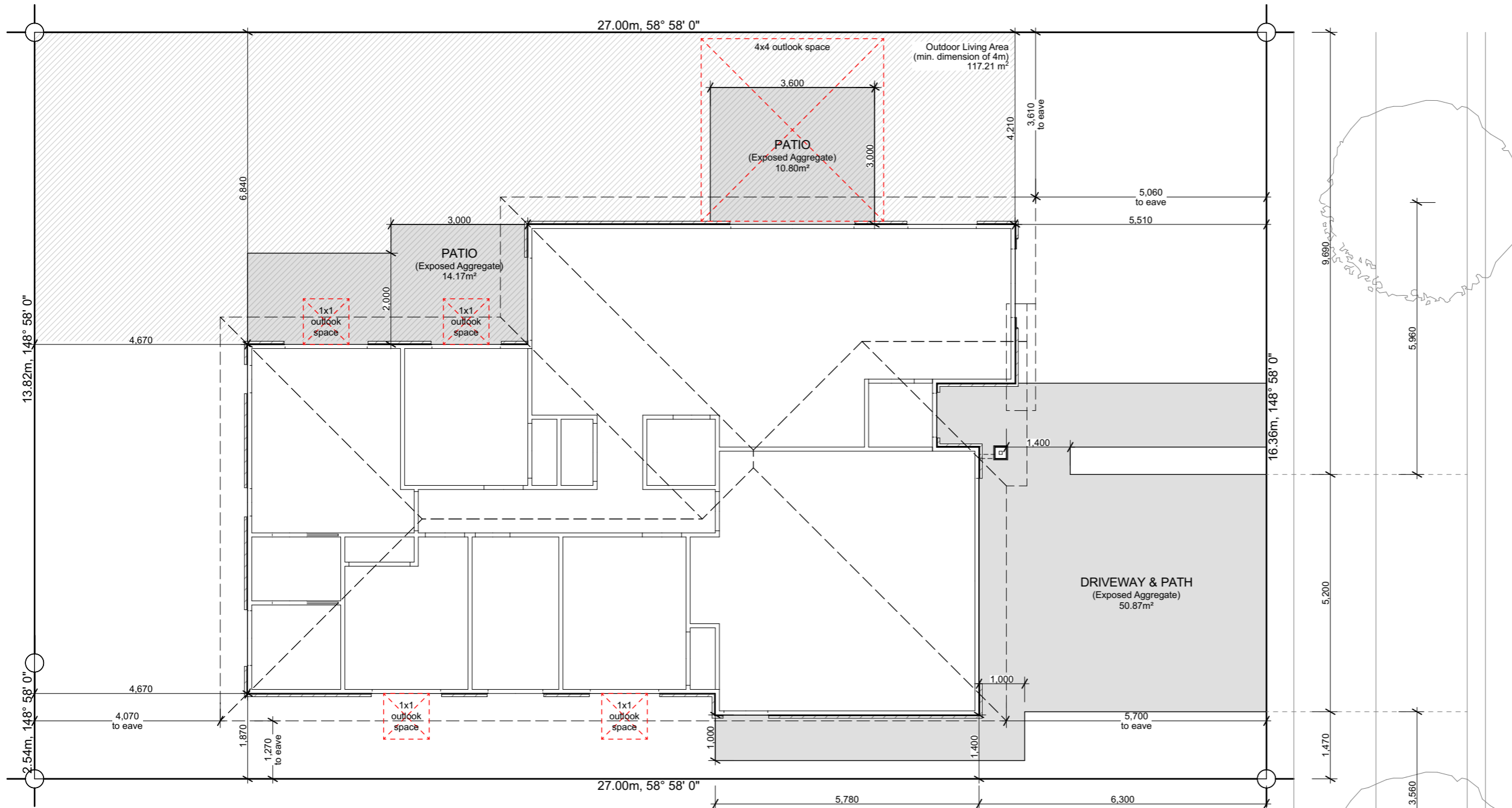
Refer to Drainage Plan for specific drainage info.

Refer to Sediment Control in Specification & implement where required.

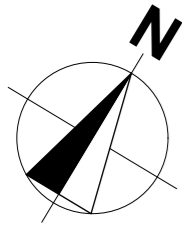
Driveway stormwater runoff to road when it does not flow over a footpath. Otherwise driveway stormwater runoff to be collected and disposed via soak pit located within property.

All sealed driveway and patio areas to be min. 1:100 fall away from building.

Site bearings, dimensions and North point to be confirmed upon Certificate of Title when issued.



PRIVET WAY



Building Area

Over Frame	152.80m ²
Perimeter	57.00m
Over Cladding	156.73m ²
Perimeter	57.64m
Roof Area*	194.02m ²
Perimeter	59.72m

*Roof area includes fascia & gutter.

General

Main Cladding	RCS Graphex
Feature Cladding	JH Axon Panel
Roof Pitch	25°
Roofing	Colorsteel Corrugate
Stud Height	2.42m
Interior Door	1.98m high
Wardrobe Door	2.20m high
Cooktop	Ceramic Cooktop

Note: Kitchen layout indicative only, refer to Kitchen Design for details.

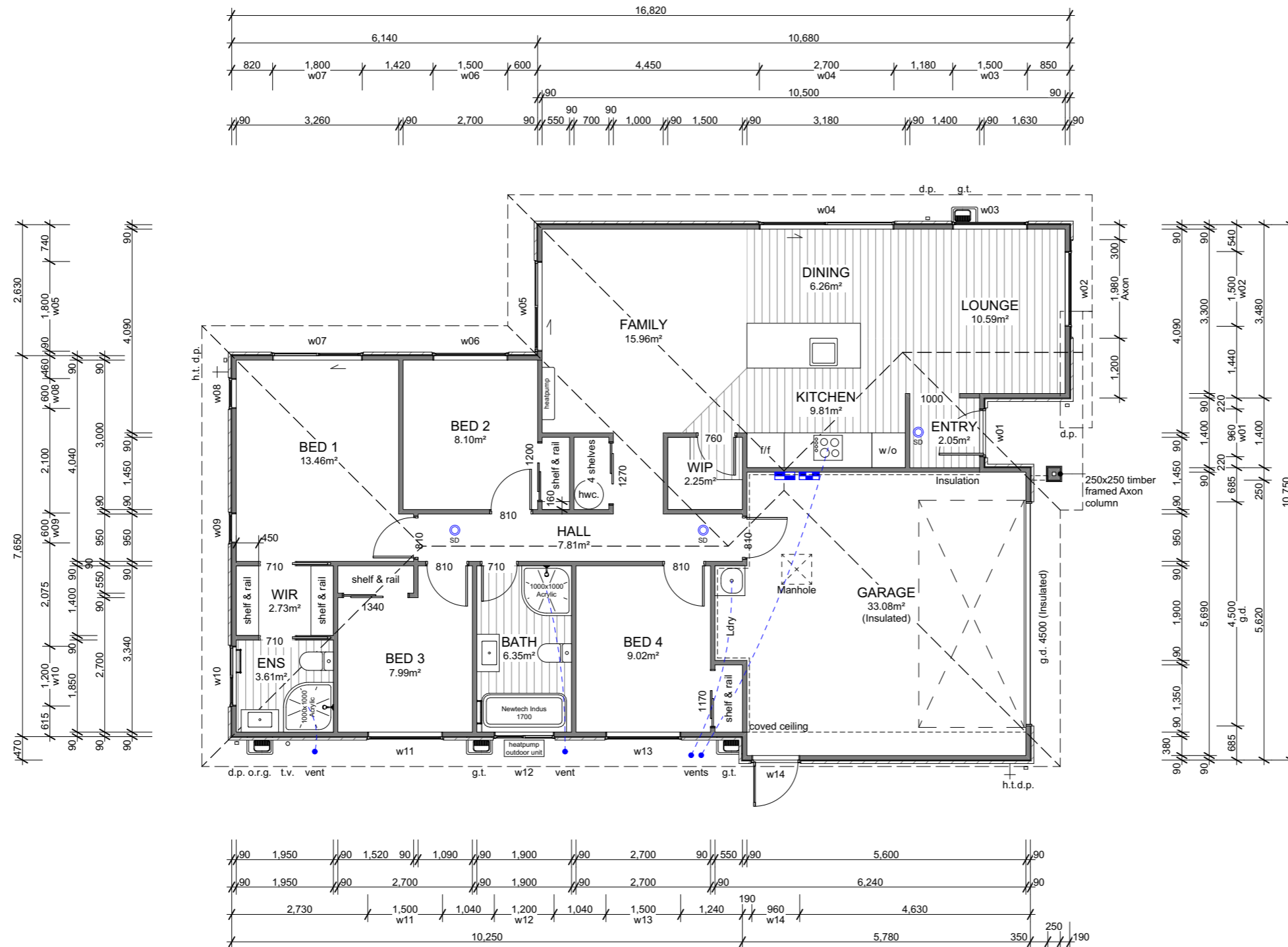
Legend

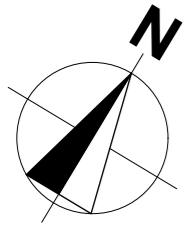
- Distribution Board & Smart Meterbox
- Data Box
- Smoke Detector with test and hush buttons to comply with NZBC F7/AS1

Floor Covering

- Carpet (excl. Garage)
- Vinyl Planks

WINDOW SCHEDULE		
ID	H	W
w01	2,130	960
w02	2,130	1,500
w03	1,400	1,500
w04	2,130	2,700
w05	2,130	1,800
w06	1,400	1,500
w07	2,130	1,800
w08	1,400	600
w09	1,400	600
w10	1,100	1,200
w11	1,400	1,500
w12	1,100	1,200
w13	1,400	1,500
w14	2,130	960





Roof Cladding

25° Colorsteel corrugate roofing over Thermakraft 215 roof underlay.

Fascia & Gutter

Colorsteel Quad gutter supported on 185mm Colorsteel fascia.

Downpipes

75x55mm Colorsteel downpipes with wall brackets.

Roof Penetrations

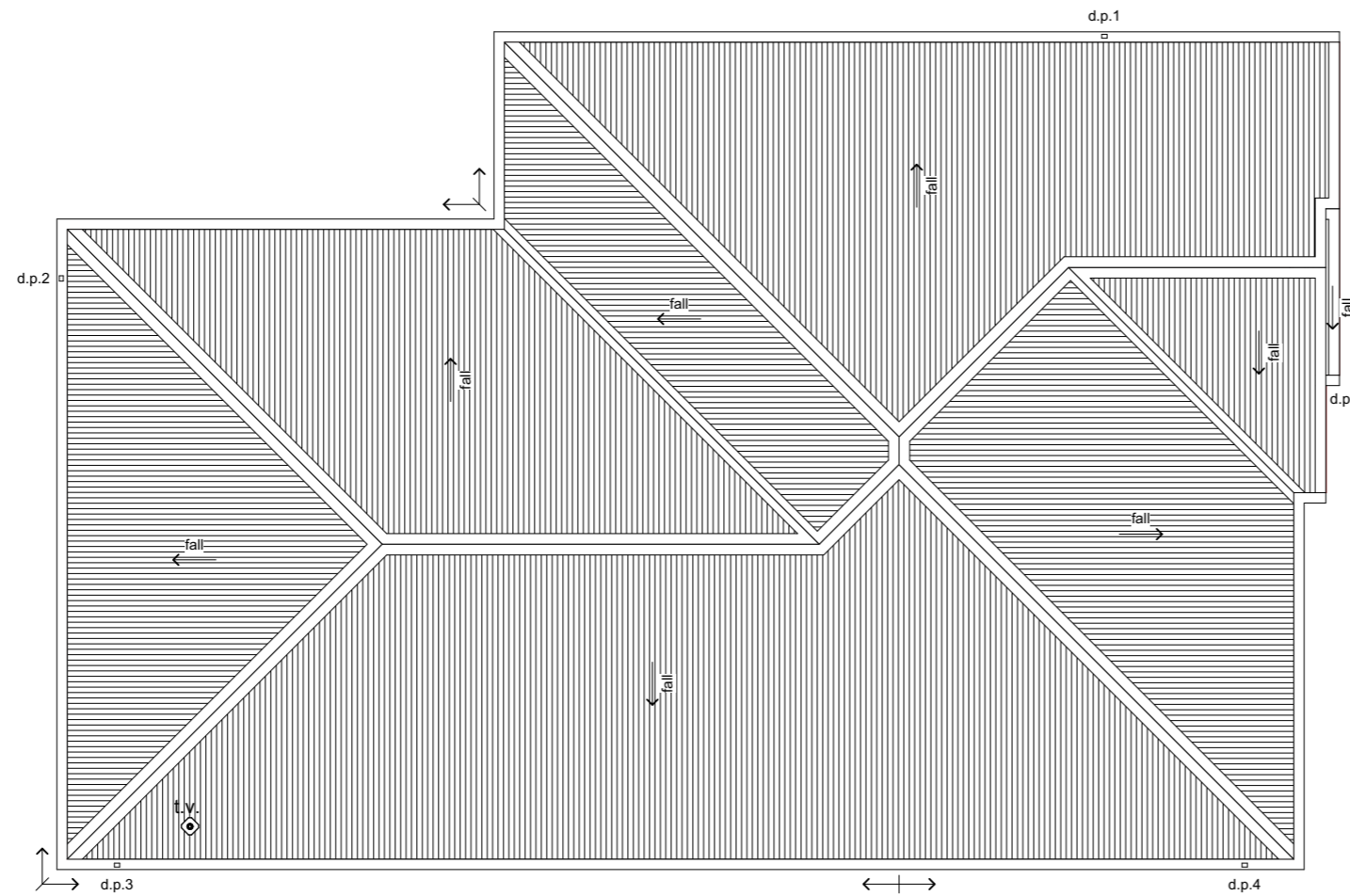
Seal all pipe penetrations with Deklite flashing kit as per specification.

Downpipe Catchment (Plan Area)

d.p.1	51m ²
d.p.2	47m ²
d.p.3	43m ²
d.p.4	45m ²
d.p.5	2m ²

Roof Bracings

Refer to truss design.



6 Browns Road, Christchurch
 ey.archiplus@gmail.com
 021 0238 1905
 021 0221 8868



W E N D E L B O R N
P R O P E R T Y L T D
 LOT 499 ARBOR GREEN
 12 PRIVET WAY ROLLESTON

Issue
 Concept Design

This plan is developed for the purchaser and is copy right to Archiplus Ltd.

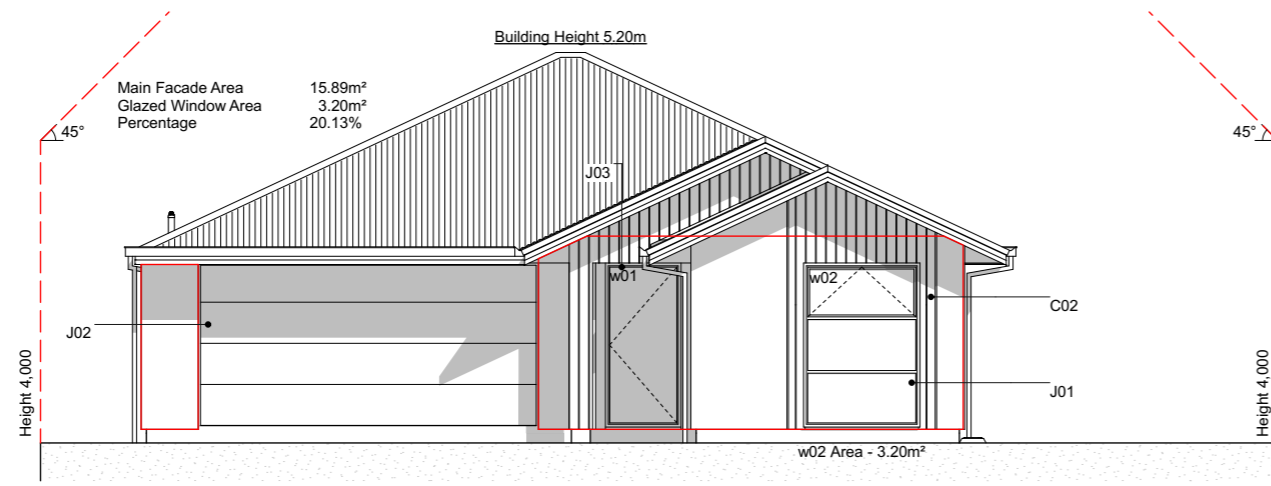
Roof Plan

Scale 1:100 @ A3

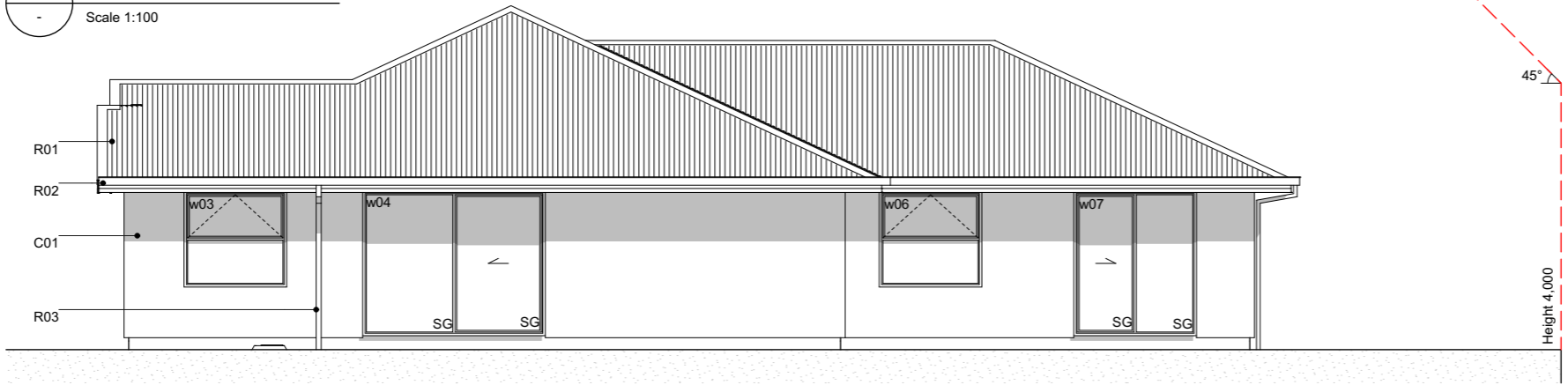
Revision 2
 Date 8/10/2024
 File No. 24176

Sheet No.

3



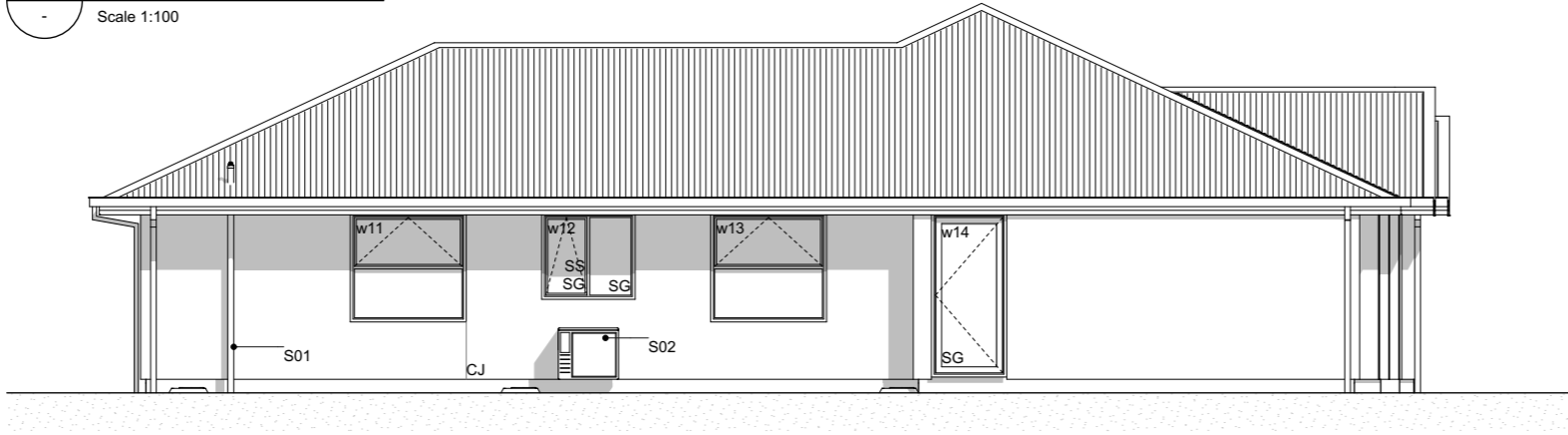
E-01 East Elevation
 -
 Scale 1:100



E-02 North Elevation
 -
 Scale 1:100



E-03 West Elevation
 -
 Scale 1:100



E-04 South Elevation
 -
 Scale 1:100

Elevation Keys

- C01 RCS Graphex 50mm panel with plastered finish on 20mm cavity battens.
- C02 James Hardie Axon panel on 20mm cavity battens.
- R01 Colorsteel corrugate roofing.
- R02 Colorsteel Quad gutter supported by Colorsteel 185mm fascia.
- R03 Colorsteel 75x55mm downpipes.
- J01 Low E Argon filled double glazed windows in thermally-broken powder coated aluminium frames.
- J02 Sectional garage door.
- J03 APL entry door in thermally-broken powder coated aluminium frames.
- S01 Drainage vent pipe.
- S02 Heatpump outdoor unit on wall bracket.

Legend

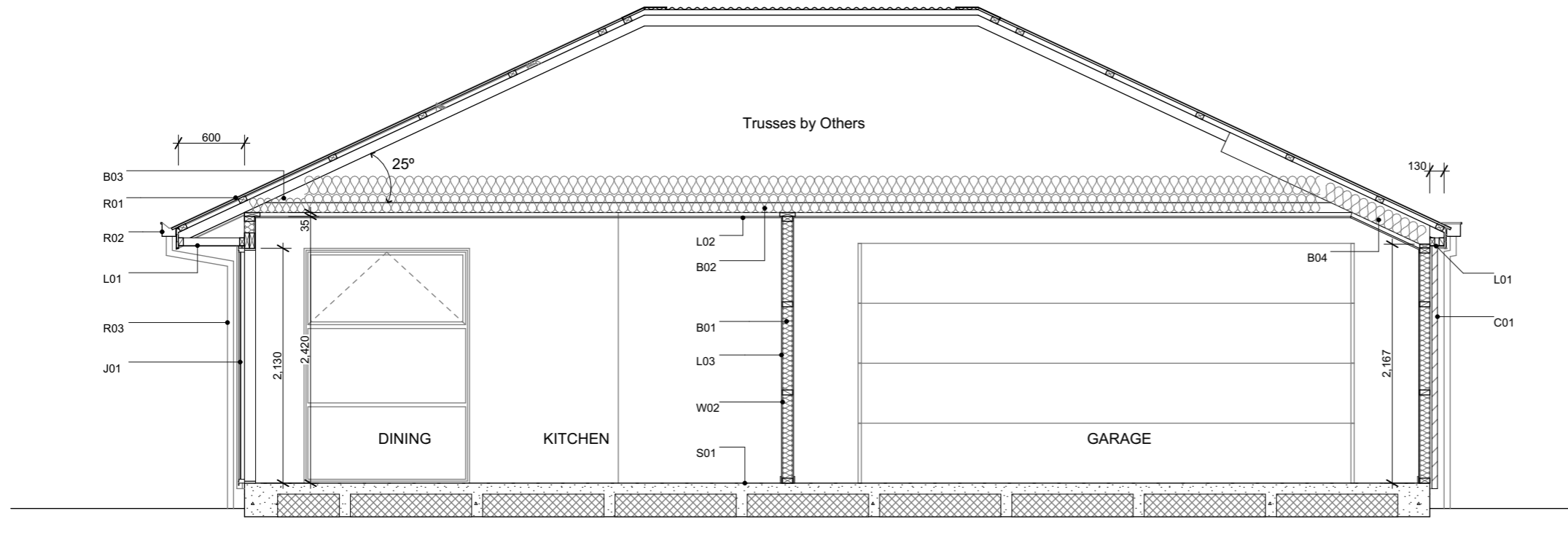
- w01 Window ID
- SS Security Stay
- SG Safety Glass
- CJ Control Joint

General Notes

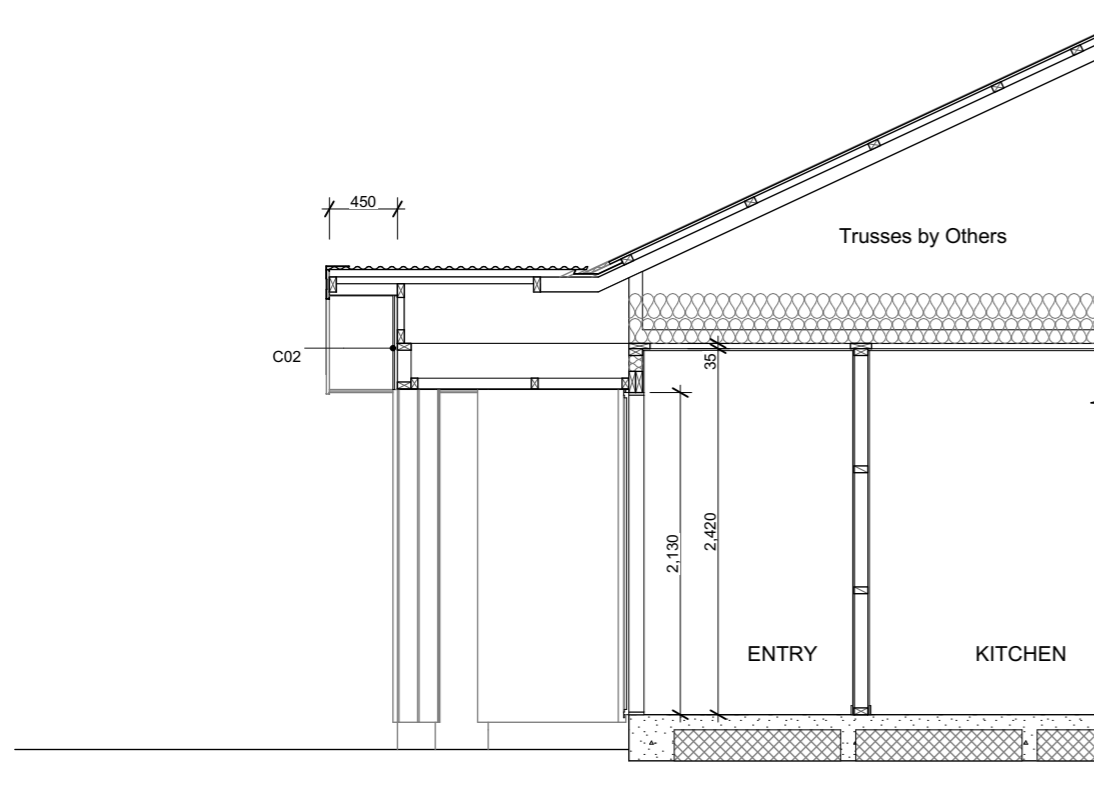
Driveway to fall from 20mm max. below garage rebate.

Section Keys

- C01 RCS Graphex 50mm panel with plastered finish over 20mm cavity battens over building underlay on timber framing.
- C02 James Hardie Axon panel on 20mm cavity battens over building underlay on timber framing.
- W01 External walls 90x45mm studs @ 600mm crs, dwangs @ 800mm crs. Top plates 90x45 + 140x35mm.
- W02 Internal walls 90x45mm studs @ 600mm crs, dwangs @ 800mm crs.
- S01 Ribraft floor slab and foundation.
- T01 Roof trusses as per Truss Design.
- R01 Colorsteel corrugate roofing over self-supported roof underlay on 70x45mm purlins on trusses.
- R02 Colorsteel Quad gutter on Colorsteel fascia.
- R03 75x55mm Colorsteel downpipes with wall brackets.
- J01 Low E Argon filled double glazed windows in thermally-broken powder coated aluminium frames. H3.1 timber reveals for painted finish.
- J02 Sectional garage door. H3.1 timber reveals for painted finish.
- B01 R2.6 wall insulation batts.
- B02 2 x R3.6 (165mm) double layer ceiling insulation batts.
- B03 R3.6 (130mm x 1200mm) Gutter Line insulation batts cut to size between the trusses and fit at the first 500mm from the centre of top plate. Maintain 25mm ventilation gap between top of insulation and roofing underlay
- B04 R3.6 (165mm) ceiling insulation batts.
- L01 4.5mm soffit linings for painted finish.
- L02 13mm Gib ceiling linings supported by 35mm Rondo ceiling battens direct fixed @ 600mm crs. Stopped smooth for painted finish. (Wet area ceiling 13mm Gib Aqualine)
- L03 10mm Gib wall linings stopped smooth for painted finish. (Wet area wall 10mm Gib Aqualine)



A Section A-A
Scale 1:50



B Section B
Scale 1:50



6 Browns Road, Christchurch
ey.archiplus@gmail.com
021 0238 1905
021 0221 8868



**W E N D E L B O R N
P R O P E R T Y L T D**
LOT 499 ARBOR GREEN
12 PRIVET WAY ROLLESTON

Issue
Concept Design

This plan is developed for the purchaser
and is copy right to Archiplus Ltd.

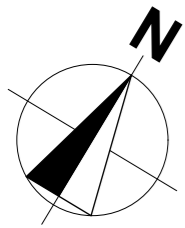
Cross Sections

Scale 1:50, 1:10 @ A3

Revision 2
Date 8/10/2024
File No. 24176

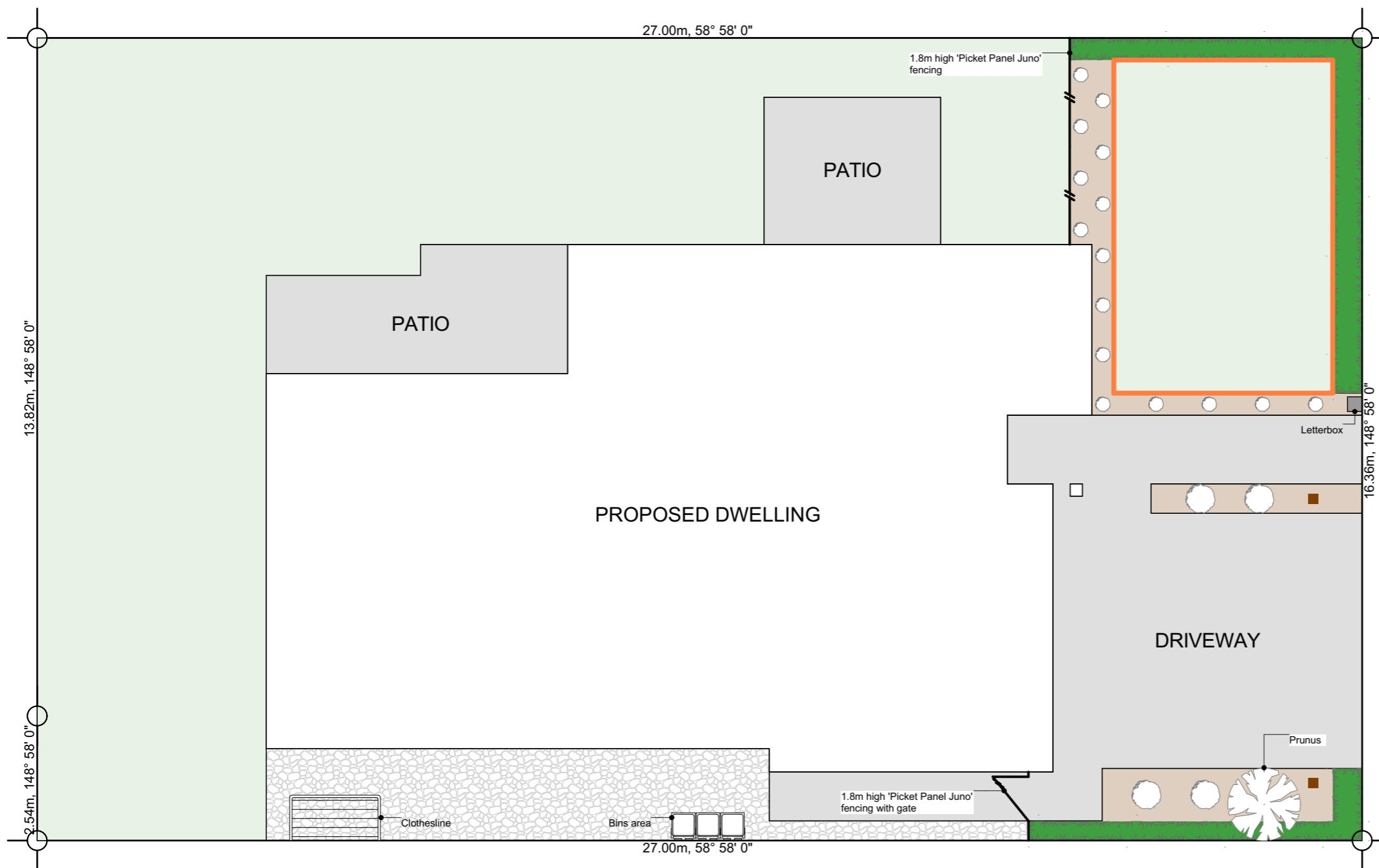
Sheet No.

5



Plants List for Garden Bed

- Agapanthus Peter Pan - Dwarf blue Nile lily
 - Acacia Limelight - Dwarf wattle
 - Choisya Ternata - Mexican orange blossom
 - Carex Secta - Makura sedge
 - Lavandula angustifolia 'Hidcote' - English Lavender
 - Pittosporum little gem
 - Thuja occidentalis Smaragd - Emerald Cedar
 - Viburnum tinus Eve Price
 - Azalea
 - Corokia geentys green
 - Pseudowintera colorata 'Red Leopard' - Horopito/Pepper tree
 - Camellia 'Cinnmon Cindy'
- *Planting species for garden bed are indicative-not to be limited to.



Legends

-  Lawn
 -  Exposed Aggregate
 -  Stonechip
 -  Garden Bed with Bark
 -  Portuguese Laurel - Hedge to be a min. 800mm high at time of planting and a max of 600mm apart (stem to stem)
 -  Tree - within 2m of road frontage. 2.5m high (at time of planting)
 -  Macrocarpa posts 200x200mm with capping, supplied by Arbor Green. To be installed by Oakridge Homes. Mulseal and concrete encase posts, setback 900mm from road boundary and set off the driveway edge by 200mm
 -  Timber Batten Edging
 -  1.8m 'Picket Panel Juno' fence in black
- 
- Fencing



6 Browns Road, Christchurch
 ey.archiplus@gmail.com
 021 0238 1905
 021 0221 8868



W E N D E L B O R N
P R O P E R T Y L T D
 LOT 499 ARBOR GREEN
 12 PRIVET WAY ROLLESTON

Issue
 Concept Design

This plan is developed for the purchaser and is copy right to Archiplus Ltd.

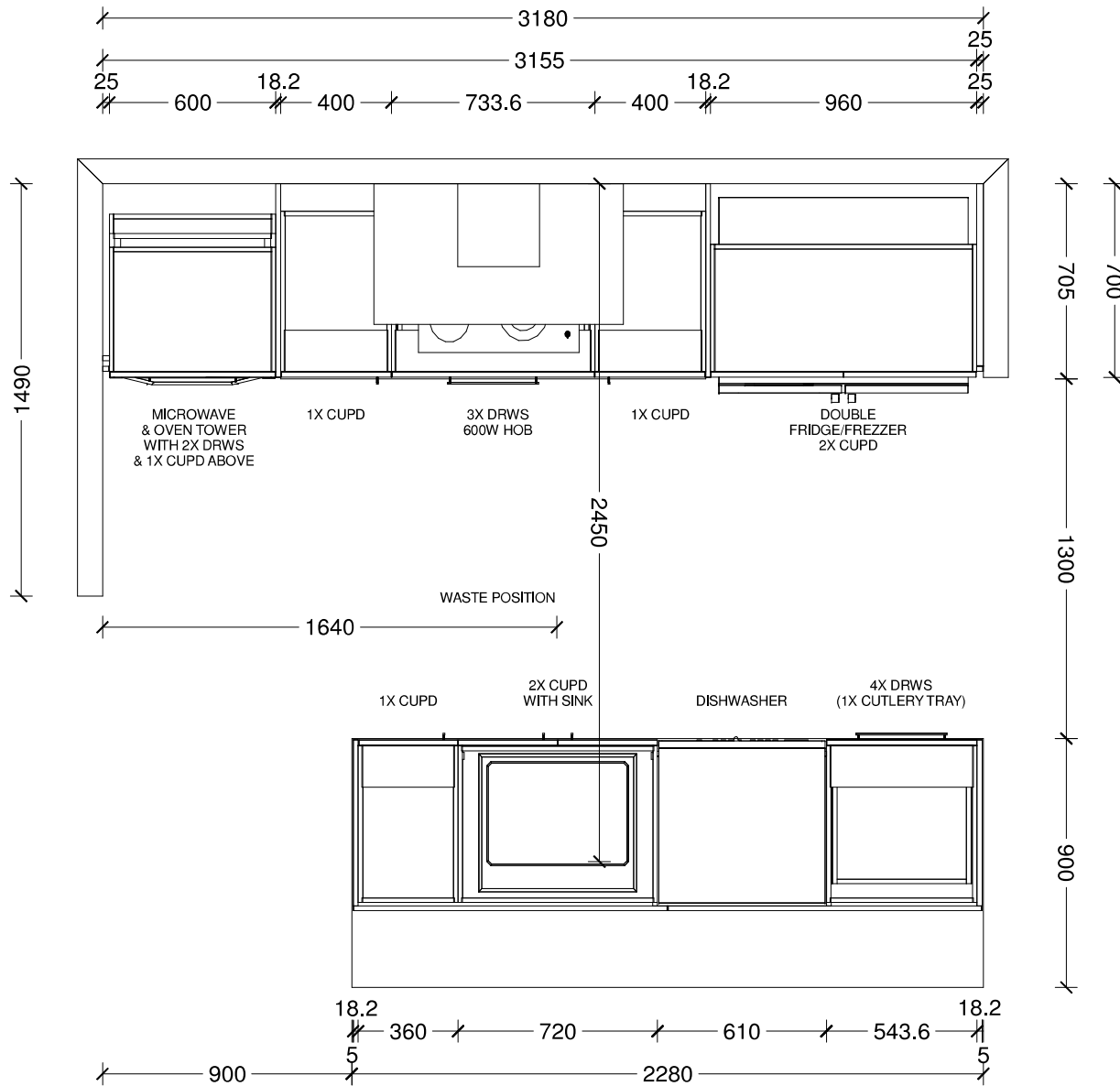
Landscape Plan

Scale 1:100 @ A3

Revision 2
 Date 8/10/2024
 File No. 24176

Sheet No.

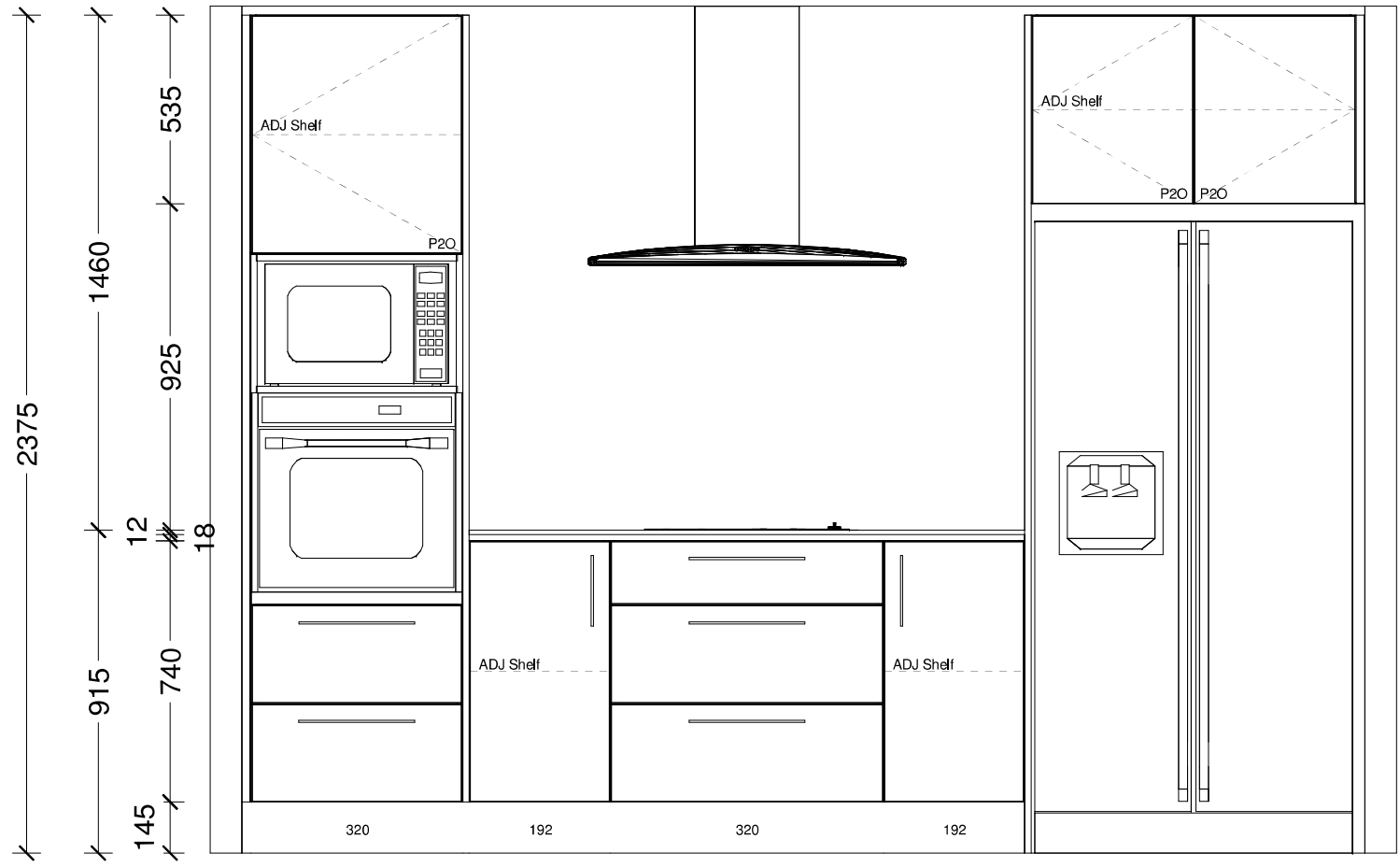
1



Benchtop Colour:
12mm square edge Tristone in Pure White
Back Wall Joinery Colour:
Bestwood Simply White Embossed
Island Joinery Colour:
Bestwood Subtle Grey Velvet
Negative Detail Joinery Colour:
Bestwood Subtle Grey Velvet
Handles:
4062-192/320-Titanium Grey
Sink:
Lazio NZLSS-5545 Stainless Single Bowl

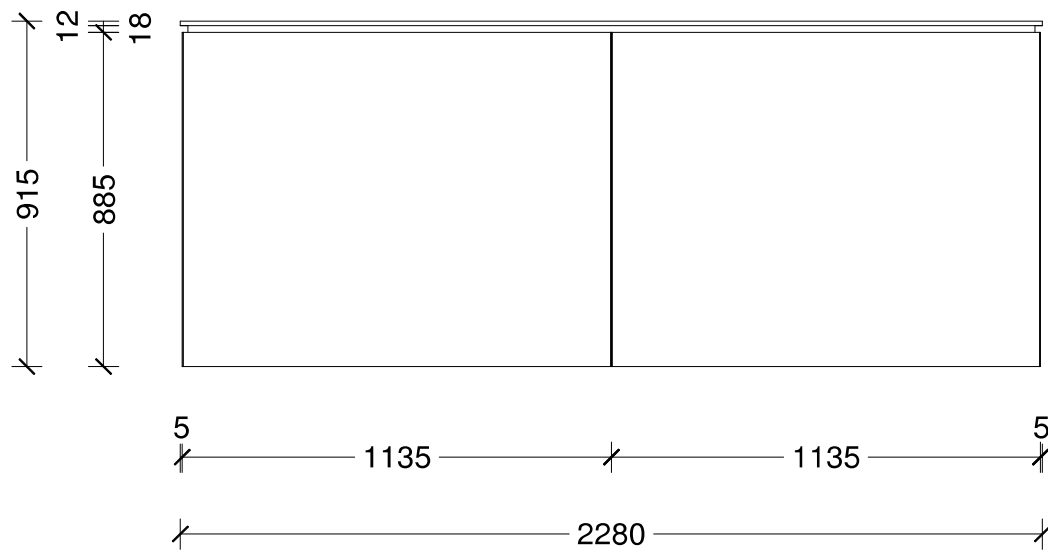
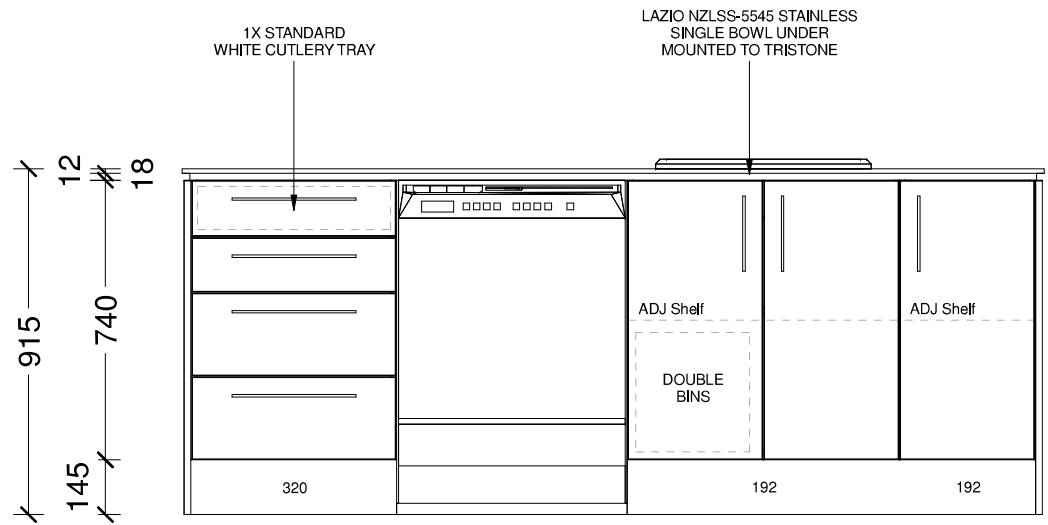
Designer: Sarah Molyneux	Date: 24 Feb 23	Client: Oakridge Homes	BC Ref: Job	Site Address:	Job#: Default
Dwg: Kitchen Plan	Scale: 1 : 25	Customer: The Maple - Selwyn			





Designer: Sarah Molyneux	Date: 24 Feb 23	Client: Oakridge Homes	BC Ref: Job	Site Address:	Job#: Default	
Dwg: Kitchen Elevation	Scale: 1 : 20	Customer: The Maple - Selwyn				

This is an original design and must not be released or copied unless applicable fee has been paid or job order placed. All dimensions and size designations given are subject to verification on job site and adjustment to fit job conditions.



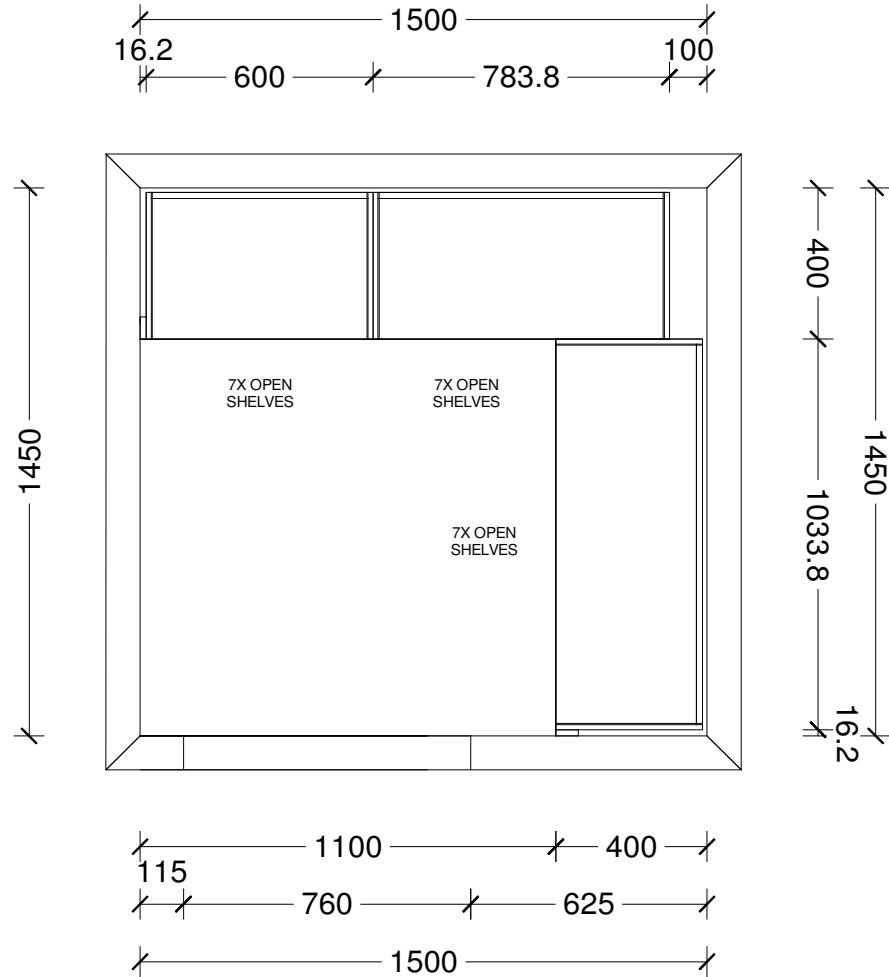
Designer: Sarah Molyneux	Date: 24 Feb 23	Client: Oakridge Homes	BC Ref: Job	Site Address:	Job#: Default	TRENDS KITCHENS
Dwg: Kitchen Elevation	Scale: 1 : 20	Customer: The Maple - Selwyn				

This is an original design and must not be released or copied unless applicable fee has been paid or job order placed. All dimensions and size designations given are subject to verification on job site and adjustment to fit job conditions.



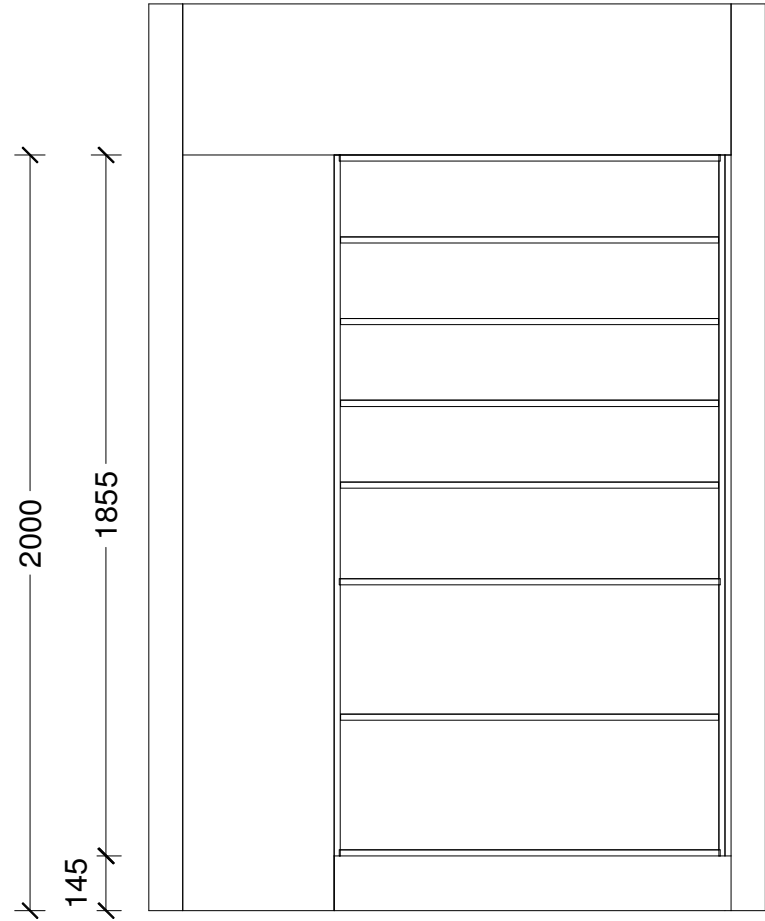
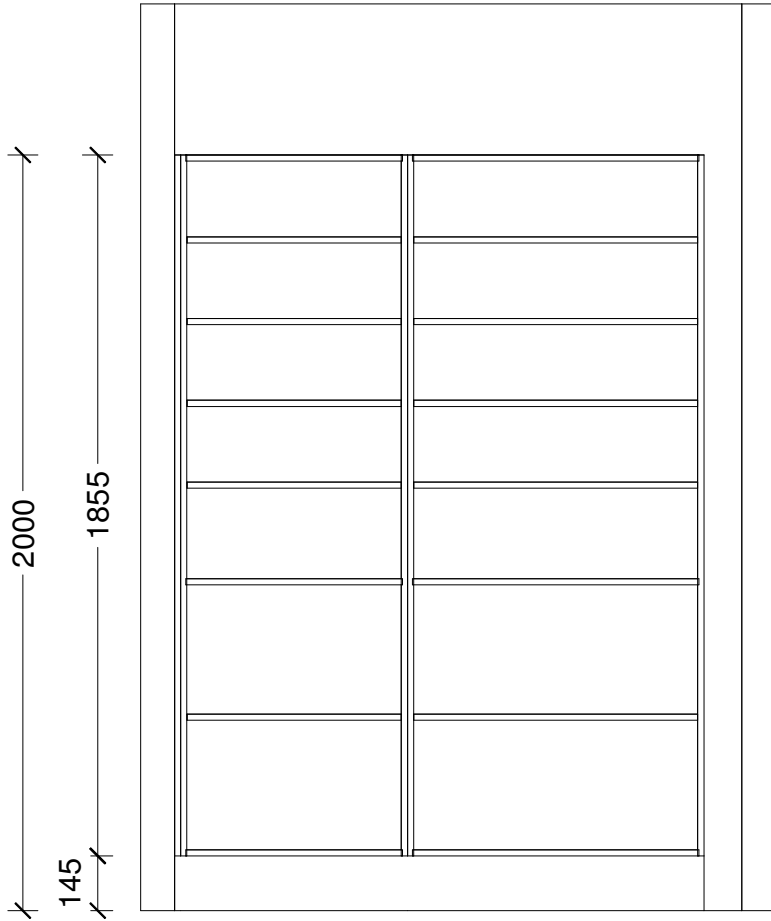
Designer: Sarah Molyneux	Date: 24 Feb 23	Client: Oakridge Homes	BC Ref: Job	Site Address:	Job#: Default	
Dwg: Kitchen 3D Perspective	Scale:	Customer: The Maple - Selwyn				

This is an original design and must not be released or copied unless applicable fee has been paid or job order placed. All dimensions and size designations given are subject to verification on job site and adjustment to fit job conditions.




Designer: Sarah Molyneux	Date: 24 Feb 23	Client: Oakridge Homes	BC Ref: Job	Site Address:	Job#: Default	
Dwg: Pantry Plan	Scale: 1 : 20	Customer: The Maple - Pantry V2				

This is an original design and must not be released or copied unless applicable fee has been paid or job order placed. All dimensions and size designations given are subject to verification on job site and adjustment to fit job conditions.



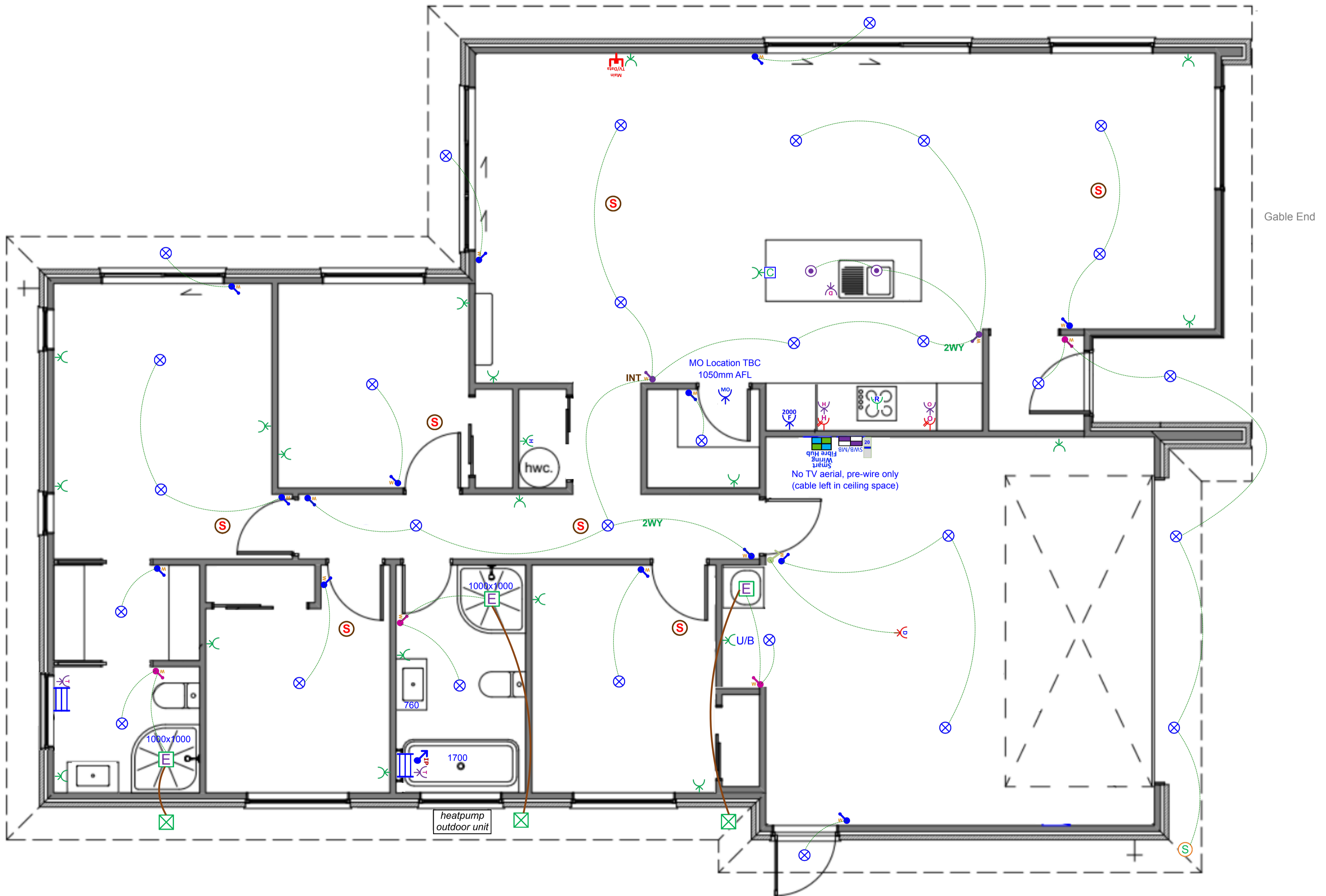
Designer: Sarah Molyneux	Date: 24 Feb 23	Client: Oakridge Homes	BC Ref: Job	Site Address:	Job#: Default	
Dwg: Pantry Elevation	Scale: 1 : 20	Customer: The Maple - Pantry V2				

This is an original design and must not be released or copied unless applicable fee has been paid or job order placed. All dimensions and size designations given are subject to verification on job site and adjustment to fit job conditions.







Designer: Sarah Molyneux	Date: 24 Feb 23	Client: Oakridge Homes	BC Ref: Job	Site Address:	Job#: Default	
Dwg: Pantry 3D Perspective	Scale:	Customer: The Maple - Pantry V2				










This is an original design and must not be released or copied unless applicable fee has been paid or job order placed. All dimensions and size designations given are subject to verification on job site and adjustment to fit job conditions.



Plan: The Maple Ver 5. STD (Garage Right) - Electrical Design

Electrical		
Item		Total
 Electrical Base with 34-Way Deep Combined Meter Switchboard		1 EA
 Tradesave Rangehood Plug		1 EA
 Tradesave Slim Single Power Socket - Fridge		1 EA
 Tradesave Slim Single Power Socket - Microwave		1 EA
 Tradesave Double Power Socket Horizontal (White) 10A		20 EA
 Capping for sockets and/or switches in joinery		1 EA
 Tradesave Slim Double Power Socket With Oven Isolator Slot		1 EA
 Tradesave Slim Double Power Socket With Hob Isolator Slot		1 EA
 Tradesave Slim Built In Oven Connection 20A		1 EA
 Tradesave Slim Electric Hob 32A		1 EA
 Tradesave Slim Dishwasher Plug		1 EA
 Garage Door Opener Switch (White)		1 EA
 Tradesave Slim Garage Door Socket & Switch		1 EA
 Tradesave Slim Hot Water Cylinder		1 EA
 Air Conditioning Circuit 20A MCB Installation For Heat Pump Circuit		1 EA
 Cavius Wireless Interconnected Smoke Detector - Photoelectric 10-year battery life		7 EA
 E-One Sewerage Grinder & IOTA Pump Power Connection		1 EA
 Tradesave Slim Heated Towel Rail Circuit & Installation (Excludes supply of Towel Rail)		2 EA
 Newtech ST65 Towel Rail 5-Bar Square Ladder 530 x 600mm (Chrome) - Excludes Circuit & Installation		2 EA
 Extractor Fan 150mm		3 EA
 Extractor Fan External Grill		3 EA
 External 180 Degree Movement Sensor (White)		1 EA
 Recessed Downlight DL54 (White) and Circuit		30 EA

Electrical

Item	Total
 Staverton Black 1L 365mm Pendant Light, LED Lamp & Circuit	2 EA
 Tradesave Slim White Light Switch 1 Gang	14 EA
 Tradesave Slim White Light Switch 2 Gang	4 EA
 Tradesave Slim White Light Switch 3 Gang	2 EA
 Excel Life White IP Rated Light Switch 1 Gang	1 EA
 2-Way Light Circuit	2 EA
 INT Tradesave Slim 3-way Switching White	1 EA
 Smart Wiring 20" Hub & Fibre Optic Pathway incl Power Circuit	1 EA
 Main Tradesave Slim Main TV/Data Socket (Cat6)	1 EA