

House and Land Package

Lot 57 Pinewood Grange, Stage 1,
Rolleston

Dwelling Size	Section Size
158m ²	377m ²

\$749,900



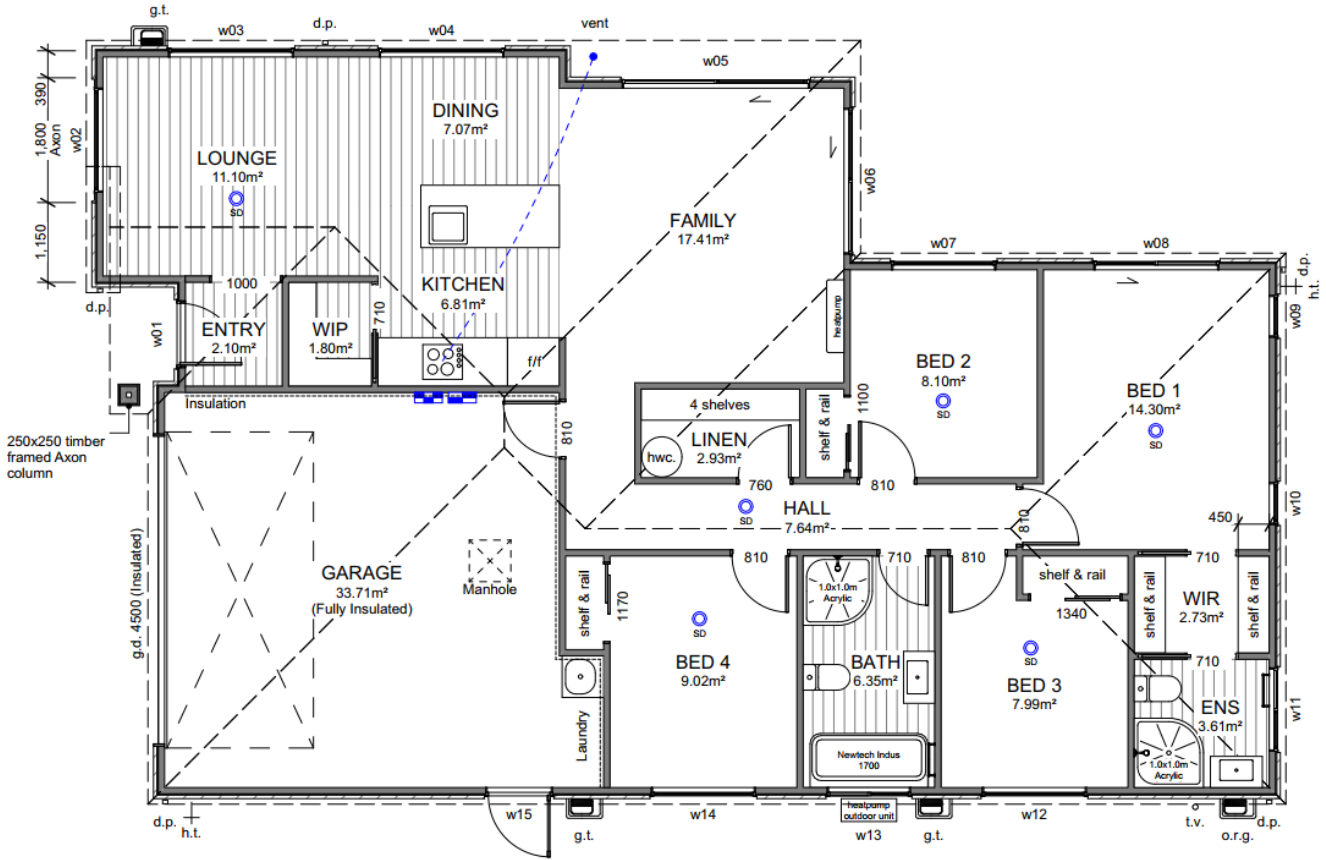
Family sized home featuring four bedrooms, master with ensuite and walk-in robe, open plan kitchen living and dining, family bathroom and internal access garaging. Well appointed for the sun on a fully landscaped section, offering quality fixtures and fittings throughout.

Just twenty minutes from Christchurch, Pinewood Grange is one of Rolleston's newest developments located on the fringe of the township, an easy six minute drive to the CBD offers eateries, retail shops, medical centre, cafes and restaurants. You are spoilt for choice with schooling options including a daycare centre and Lemonwood primary within a two minute drive and another primary school on target to be delivered in 2026, Rolleston College is a short distance away making this an ideal area for growing families. Foster Park and the Aquatic Centre are conveniently located for recreational activities including sports clubs and swimming lessons. Secure your new home in Pinewood Grange and enjoy what this neighbourhood has to offer.

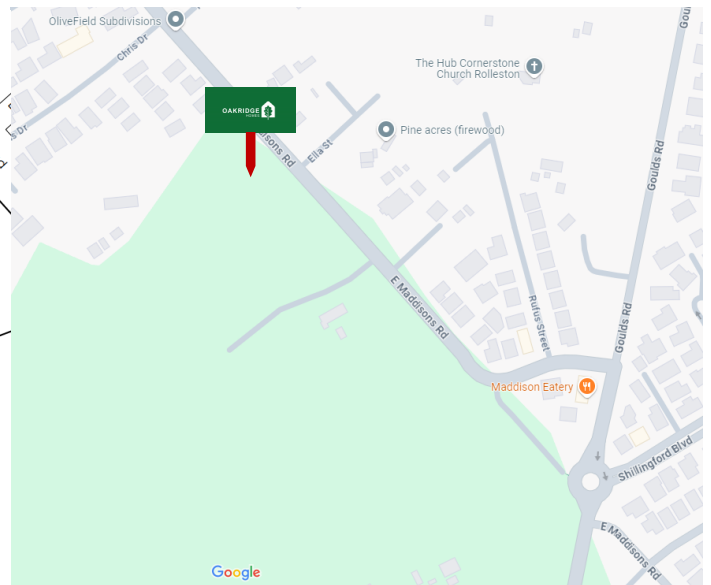




Floor Layout:



Site Location:



Disclaimer: For the use of illustrative purposes only. Oakridge Homes Limited accept no liability for any discrepancies which may become apparent once construction commences.





Specification





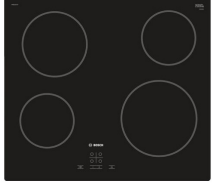




Lot 57 Pinewood Grange, Stage 1, Rolleston

General:			
Guarantee:	10 year Masterbuild	Insurance:	Builders All Risk
Warranty:	365 day from settlement	Utilities:	Mains supply including fibre
Dwelling Exterior:			
Foundation:	TC1 RibRaft	Framing / trusses:	2.42m NZ5S 3602:2003 with building wrap / kiln dried pine
Roofing:	25° metal pressed tile— corona shake	Fascia and gutter:	Dimond metal fascia and quad gutter
Downpipes:	Colorsteel 75x55 rectangular	Main cladding:	Rockcote Graphex (15 year manufacturers guarantee)
Feature cladding:	James Hardie Axon	Entry door:	Thermally-Broken APL 860mm Latitude with urbo lever
Window joinery:	Low E Argon filled double glazed windows in thermally-broken powder coated aluminium frames	Garage door:	Insulated Coloursteel flat panel wood-grain 4.5m
Dwelling Interior:			
Insulation:	As per Building Code. Including entire garage envelope - internal & external walls	Plasterboard:	Plasterboard - 10mm to walls, wet area to bathrooms and 13mm to ceilings
Gib stopping:	Grade 4 paint finish in accordance with AS/NZ 2311:2009	External corners:	Square stop
Hinged doors:	1980mm Straten (horizontal V groove polycore—2 line)	Wardrobe sliders:	2200mm Horizontal V groove
Wardrobe shelving:	MDF shelf and rail	Cupboard shelving:	MDF shelves x4
Door hardware:	Windsor Futura – Apex brushed nickel	Skirting board:	60mm bevel
Electrical:	As per plan	Heatpump:	As per Healthy Home Standards
Extractor:	Extractor outlet through roof	Hot water cylinder:	Rheem 250L
Carpet	Belgotex Urban Twist	Vinyl plank:	Belgotex Luxury Plank—Province
Splashback tiles:	100x300mm subway tile (Kitchen only)	Window coverings:	Windoware Austro roller blinds—Slate Excluding garage and bathrooms
Landscaping:			
Driveway and patio:	Exposed aggregate—sealed	Vehicle crossing:	Included
Soft landscaping:	As per plan	Fencing:	Boundary fencing as per developers requirements to all boundaries. Internal fencing including one gate.



Specification











Lot 57 Pinewood Grange, Stage 1, Rolleston

Kitchen and Laundry:			
Kitchen, bench surface and splashback:	Custom made Melteca or Bestwood finished cabinetry. TriStone 12mm benchtop on negative detail. Tiled splashback full length of back bench/wall. *Refer to plans and colour scheme	Kitchen sink:	Lazio NZLSS-5545 single stainless steel sink 
Kitchen tapware:	Greens Astro II Gooseneck Slim 	Kitchen handles:	Stefano Orlati 4062— Titanium 
Oven:	Bosch HBF133BSOA 	Ceramic cooktop:	Bosch PKE611K17A 
Rangehood:	Bosch DWB97DM50A 	Dishwasher:	Bosch SMU05D05AU 
Laundry tub:	Aquatica Laundra Studio 	Feature pendant: *dependent on supply, similar fitting to be used if unavailable	Staverton 1L—black 



Specification

Lot 57 Pinewood Grange, Stage 1, Rolleston


Bathrooms:			
Vanities:	Newtech Frank Plus 750mm 	Mirrors:	Polished edge direct fix—1000x750mm 
Showers:	Arena curved with moulded wall 	Toilets:	Elementi Uno with soft close seat 
Bath:	Newtech Indus back-to-wall 1700mm 	Towel rails:	Newtech 5 bar square—heated 
Basin mixers:	Greens Astro II 	Shower / bath mixers:	Greens Astro II Round 
Shower slides:	Greens Glide Rainboost Adjustable 	Bath spout:	Greens Legacy 

Colour Scheme

Lot 57 Pinewood Grange, Stage 1, Rolleston

Exterior:		Interior:	
Roof:	Obsidian	Ceilings:	Half black white
Fascia/ Gutter / Downpipes:	Ebony	Walls:	Black white
Window joinery:	Ebony	Interior doors:	Black white
Front door:	Ebony	Skirting:	Black white
Front door frame:	Ebony	Carpet:	Iron
Garage door:	Ebony	Vinyl plank:	Natural
Garage door frame:	Ebony	Kitchen cabinetry:	Simply white
Soffits:	Half black white	Feature kitchen/ negative detail:	Subtle grey velvet
Exterior cladding (Main):	Black white	Kitchen benchtop:	TriStone 12mm – Pure white
Exterior cladding (Feature):	All black	Kitchen splashback:	White gloss with misty grey grout

Exterior:

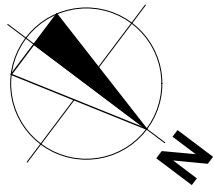


Interior:



Kitchen:





Site Info

Site Address	Pinewood
Legal Description	Lot 57
Site Area	377m ²
Building Area	158.61m ²
Roof Area*	174.91m ²
Site Coverage	39.23%

Design Basis

Wind Zone	High
Earthquake Zone	2
Snow Zone	N4 < 100m
Exposure Zone	C

General Notes

All dimensions shown are to *face of foundation* unless noted otherwise.

Refer to Foundation Plan for foundation setout.

Refer to Drainage Plan for specific drainage info.

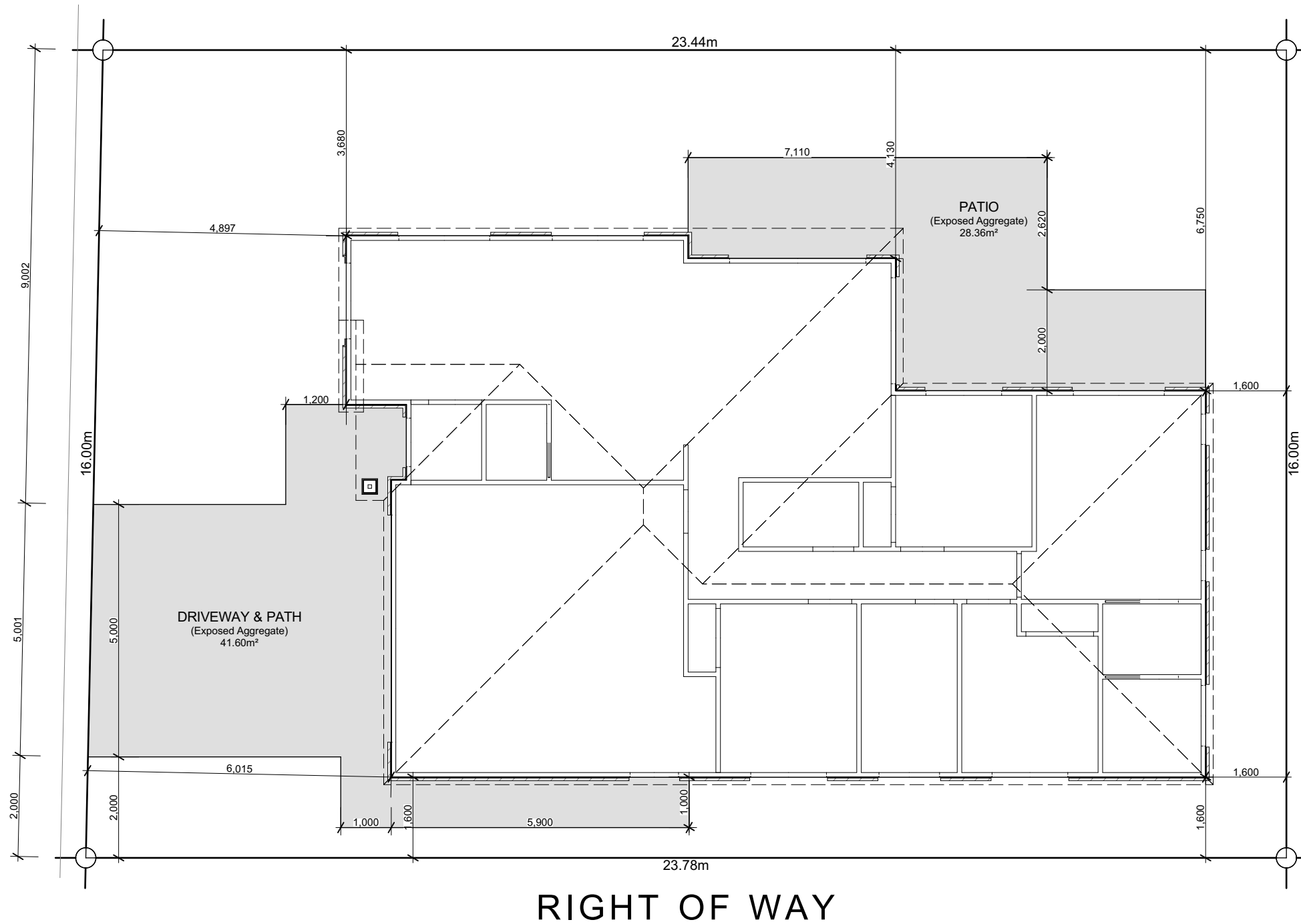
Refer to Sediment Control in Specification & implement where required.

All sealed driveway and patio areas to be min. 1:100 fall away from building.

Driveway stormwater runoff to road when it does not flow over a footpath. Otherwise driveway stormwater runoff to be collected and disposed via soak pit located within property.

Site bearings, dimensions and North point to be confirmed upon Certificate of Title when issued.

ROAD



6 Browns Road, Christchurch
 ey.archiplus@gmail.com
 021 0238 1905
 021 0221 8868



**WENDEL BORN
 PROPERTY LTD**
 LOT 57 PINWOOD
 ROLLESTON

Issue
 Concept Design

This plan is developed for the purchaser
 and is copy right to Archiplus Ltd.

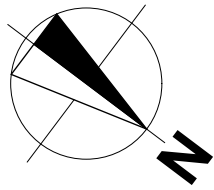
Site Plan

Scale 1:100 @ A3

Revision 1
 Date 30/08/2024
 File No. 24148

Sheet No.

1



Building Area

Over Frame	154.74m ²
Perimeter	56.08m
Over Cladding	158.61m ²
Perimeter	56.72m
Roof Area*	174.91m ²
Perimeter	57.70m

*Roof area includes fascia & gutter




General

Main Cladding	RCS Graphex
Feature Cladding	JH Axon Panel
Roof Pitch	25°
Roofing	Pressed Metal Tiles (Corona Shake)
Stud Height	2.42m
Interior Door	1.98m High
Wardrobe Door	2.20m High
Cooktop	Ceramic Cooktop


Note 1: Kitchen layout indicative only, refer to Kitchen Design for details.

Note 2: Bath, Ens & Laundry to have mechanical ventilation through roof.

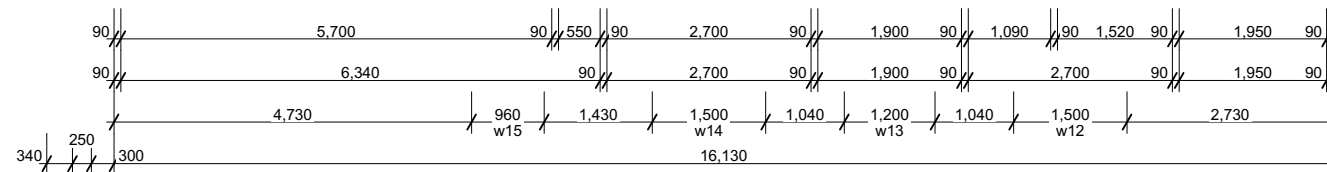
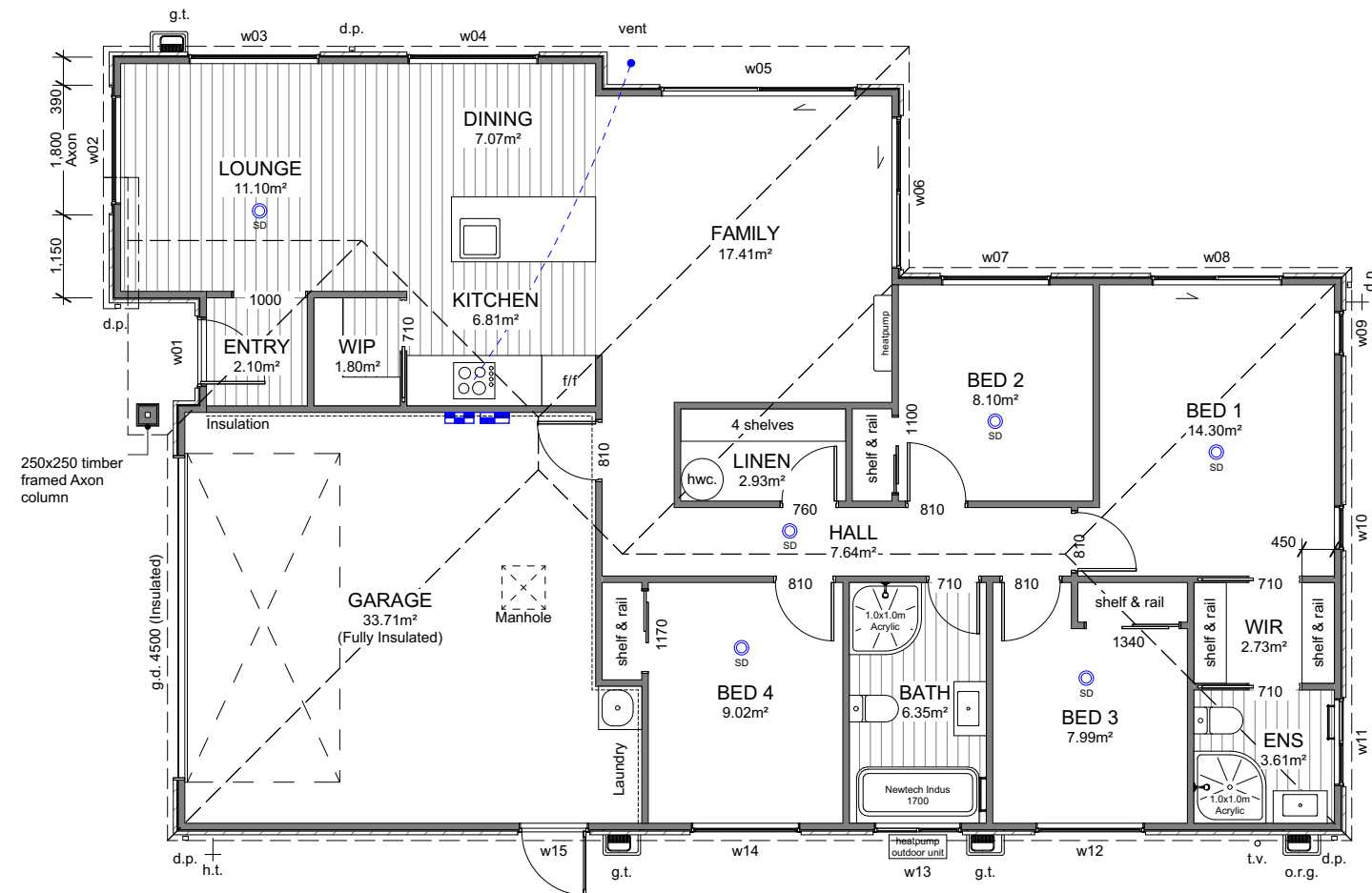
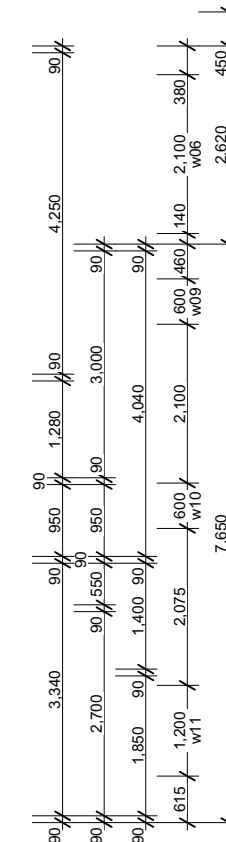
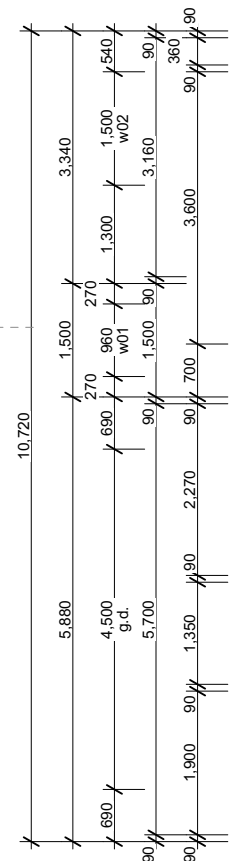

Legend

-  Distribution Board & Smart Meter Box
-  Data Box
-  Smoke Detector 10 year long-life battery-operated & interconnected (Cavius)

Floor Covering

-  Carpet (excl. Garage)
-  Vinyl Planks

WINDOW SCHEDULE		
ID	H	W
w01	2,130	960
w02	2,130	1,500
w03	1,400	1,800
w04	1,400	1,800
w05	2,130	2,700
w06	2,130	2,100
w07	1,400	1,500
w08	2,130	1,800
w09	1,400	600
w10	1,400	600
w11	1,100	1,200
w12	1,400	1,500
w13	1,100	1,200
w14	1,400	1,500
w15	2,130	960



6 Browns Road, Christchurch
 ey.archiplus@gmail.com
 021 0238 1905
 021 0221 8868



**WENDEL BORN
 PROPERTY LTD**
 LOT 57 PINWOOD
 ROLLESTON

Issue
 Concept Design

This plan is developed for the purchaser
 and is copy right to Archiplus Ltd.

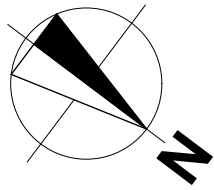
Floor Plan

Scale 1:100 @ A3

Revision 1
 Date 30/08/2024
 File No. 24148

Sheet No.

2



Roof Cladding

25° Pressed metal tiles roofing over Thermakraft 215 roof underlay.

Fascia & Gutter

Colorsteel Quad gutter supported on 185mm Colorsteel fascia.

Downpipes

75x55mm Colorsteel downpipes with wall brackets.

Roof Penetrations

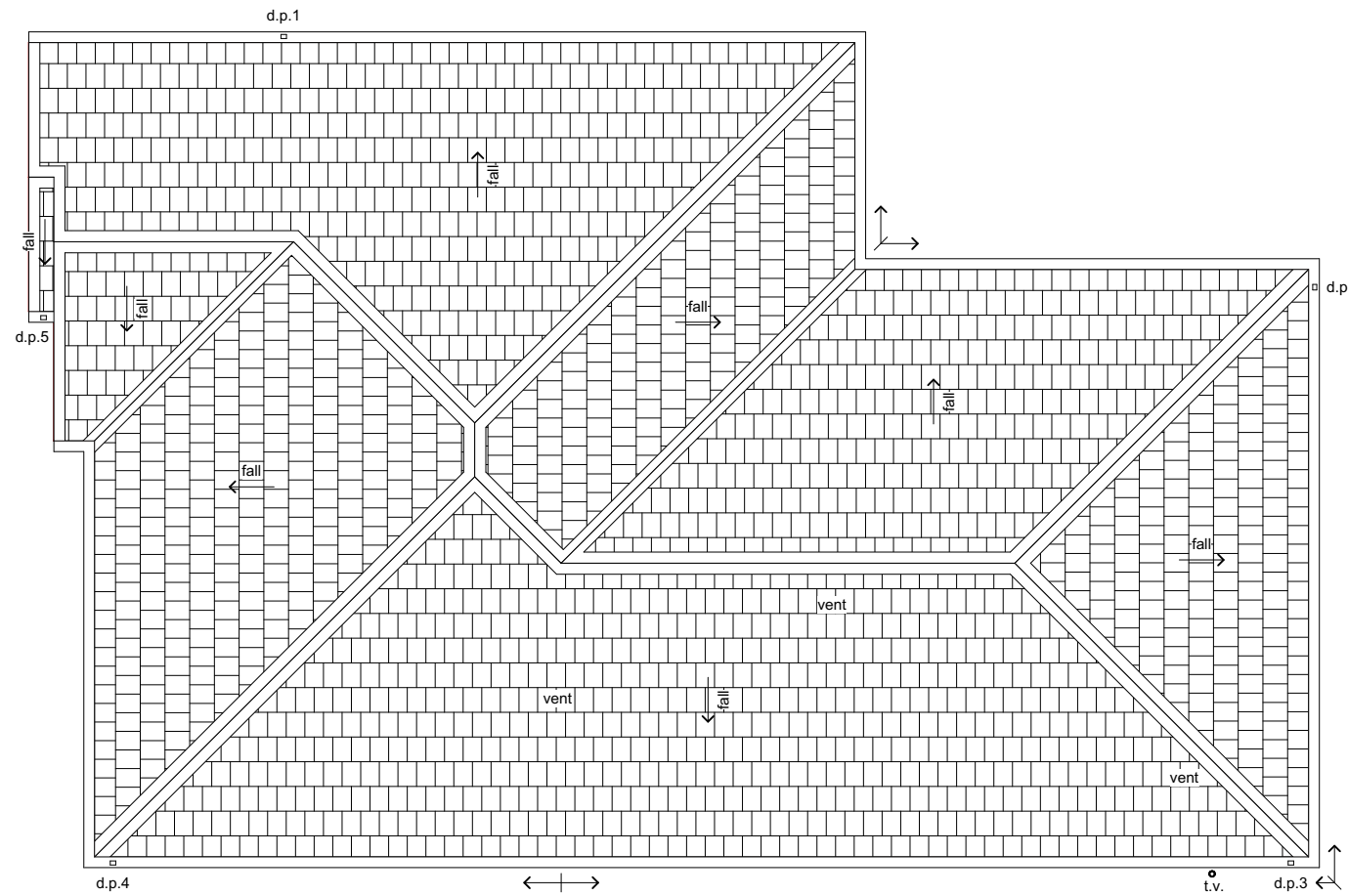
Seal all pipe penetrations with Deklite flashing kit as per specification.

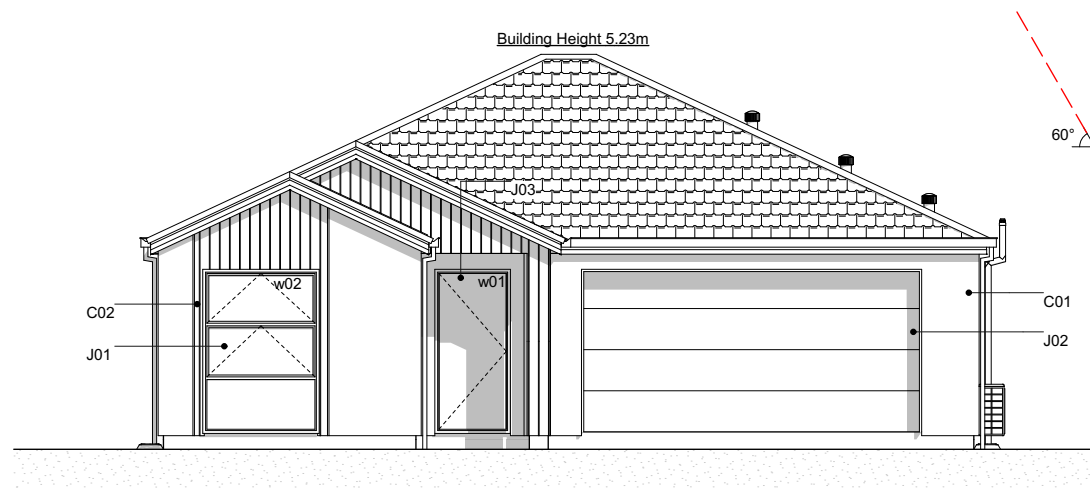
Downpipe Catchment (Plan Area)

d.p.1	47m ²
d.p.2	40m ²
d.p.3	32m ²
d.p.4	47m ²
d.p.5	1m ²

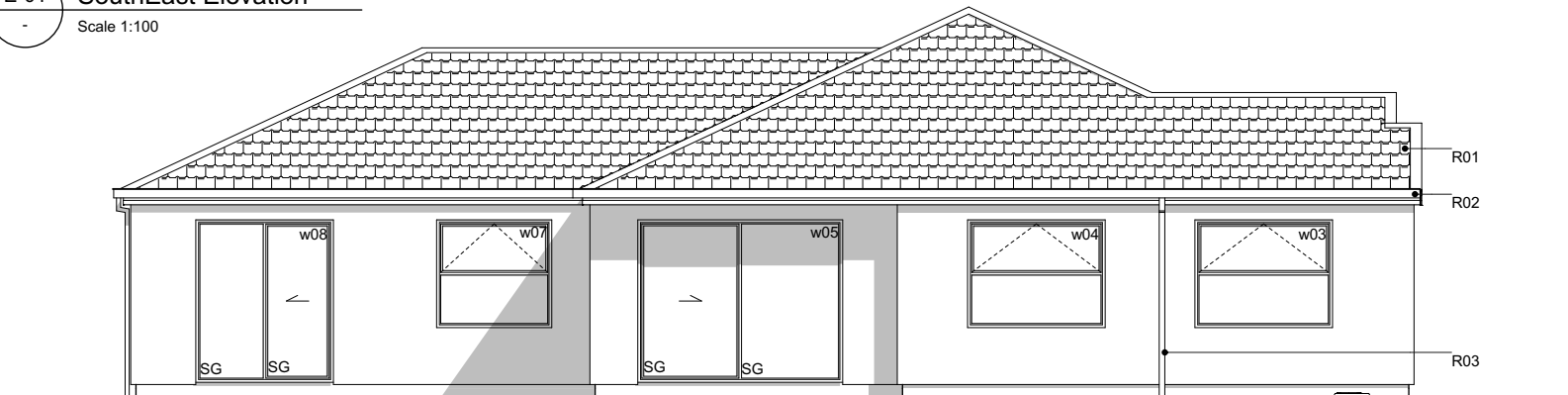
Roof Bracings

Refer to truss design.

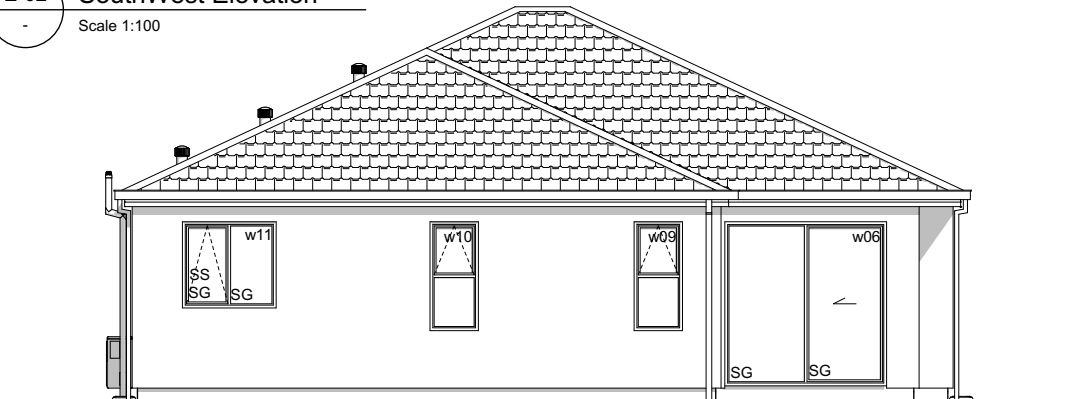




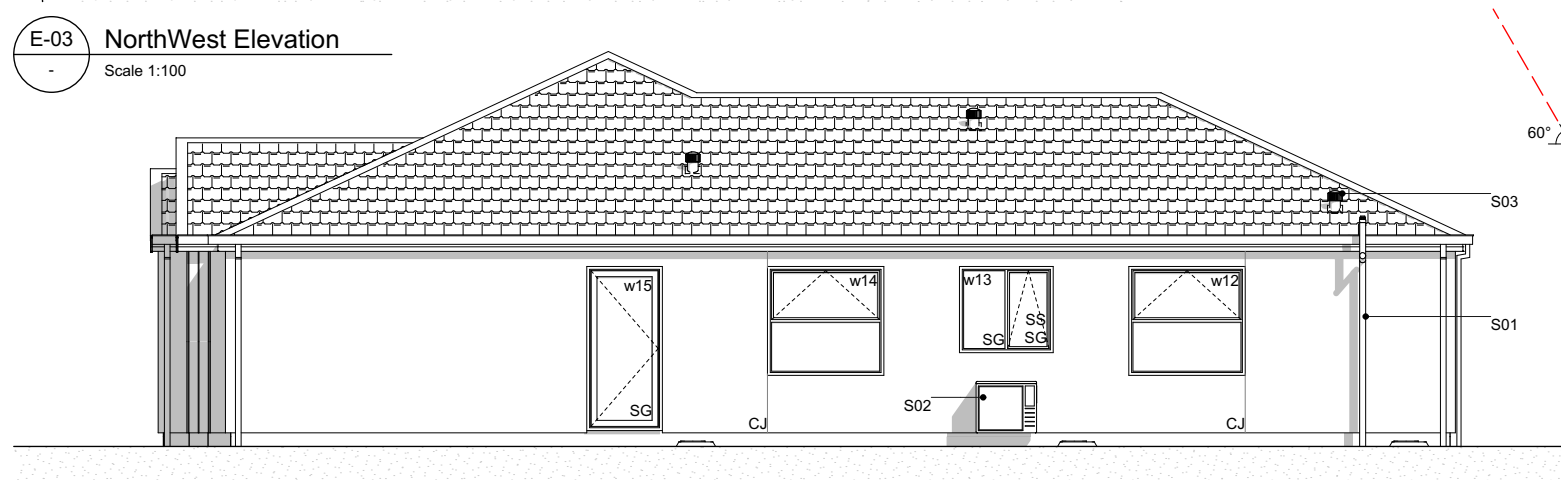
E-01 SouthEast Elevation
Scale 1:100



E-02 SouthWest Elevation
Scale 1:100



E-03 NorthWest Elevation
Scale 1:100



E-04 NorthEast Elevation
Scale 1:100

Elevation Keys

- C01 RCS Graphex 50mm panel with plastered finish over 20mm cavity battens.
- C02 James Hardie Axon panel on 20mm cavity battens.
- R01 Pressed metal tiles roofing.
- R02 Colorsteel Quad gutter supported by Colorsteel 185mm fascia.
- R03 Colorsteel 75x55mm downpipes.
- J01 Low E Argon filled double glazed windows in thermally-broken powder coated aluminium frames.
- J02 Sectional garage door.
- J03 APL entry door in thermally-broken powder coated aluminium frames.
- S01 Drainage vent pipe.
- S02 Heatpump outdoor unit on wall bracket.
- S03 Extractor outlet roof cowl.

Legend

- w01 Window ID
- SS Security Stay
- SG Safety Glass
- CJ Control Joint

General Notes

Driveway to fall from 20mm max. below garage rebate.



6 Browns Road, Christchurch
ey.archiplus@gmail.com
021 0238 1905
021 0221 8868



**WENDEL BORN
PROPERTY LTD**
LOT 57 PINWOOD
ROLLESTON

Issue
Concept Design

This plan is developed for the purchaser and is copy right to Archiplus Ltd.

Elevations

Scale 1:100 @ A3

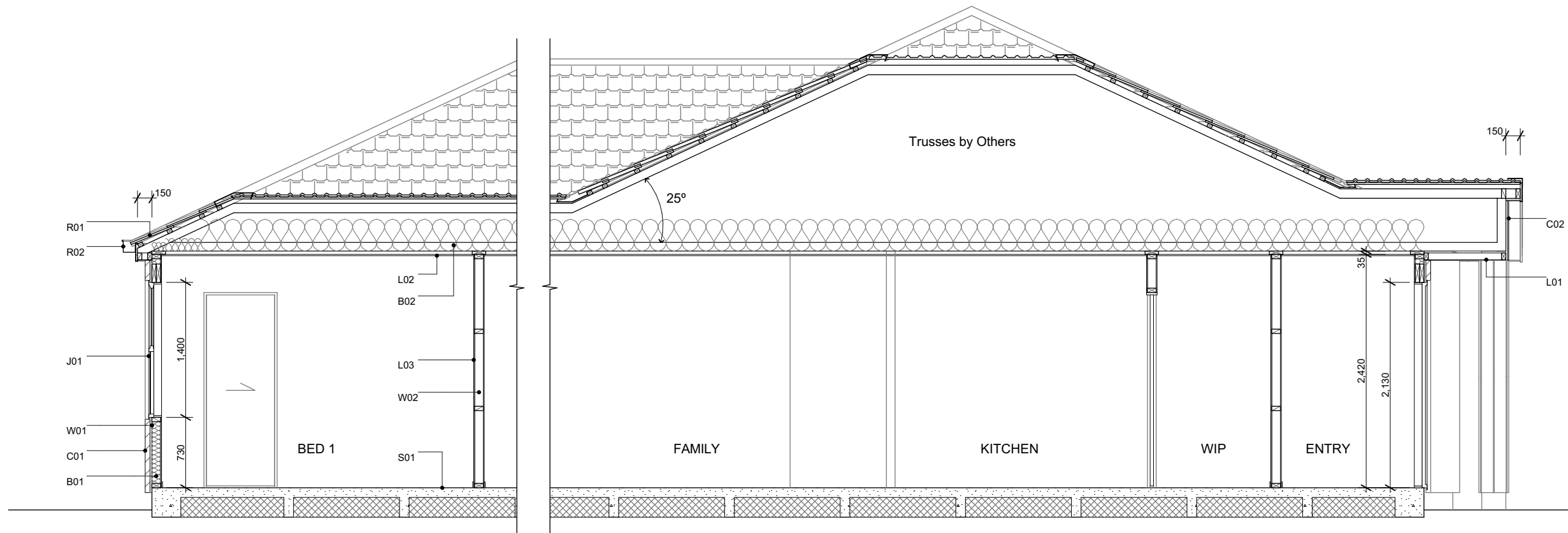
Revision 1
Date 30/08/2024
File No. 24148

Sheet No.

4

Section Keys

- C01 RCS Graphex 50mm panel with plastered finish over 20mm cavity battens over building wrap on timber framing.
- C02 James Hardie Axon panel on 20mm cavity battens over building wrap on timber framing.
- W01 External walls 90x45mm studs @ 600mm crs, dwangs @ 800mm crs. Top plates 90x45 + 140x35mm.
- W02 Internal walls 90x45mm studs @ 600mm crs, dwangs @ 800mm crs.
- S01 Ribraft foundation.
- T01 Roof trusses as per Truss Design.
- R01 Pressed metal tiles roofing on 50x40mm timber battens over self-supported roof underlay on trusses.
- R02 Colorsteel Quad gutter on 185mm Colorsteel fascia.
- R03 75x55mm Colorsteel downpipes with wall brackets.
- J01 Low E Argon filled double glazed windows in thermally-broken powder coated aluminium frames. H3.1 timber reveals for painted finish.
- J02 Sectional garage door. H3.1 timber reveals for painted finish.
- B01 R2.8 wall insulation batts.
- B02 R7.0 ceiling insulation batts. Compressed insulation to fit at the first 500mm from the top plate as per manufacturer's instruction. Insulation baffle required to allow for the 25mm ventilation clearance.
- L01 4.5mm Hardie soffit linings for painted finish.
- L02 13mm Gib ceiling linings supported by 35mm Rondo ceiling battens @ 600mm crs. Stopped smooth for painted finish. (Wet area ceiling 13mm Gib Aqualine)
- L03 10mm Gib wall linings stopped smooth for painted finish. (Wet area wall 10mm Gib Aqualine)



6 Browns Road, Christchurch
 ey.archiplus@gmail.com
 021 0238 1905
 021 0221 8868



W E N D E L B O R N
P R O P E R T Y L T D
 LOT 57 PINWOOD
 ROLLESTON

Issue
 Concept Design

This plan is developed for the purchaser
 and is copy right to Archiplus Ltd.

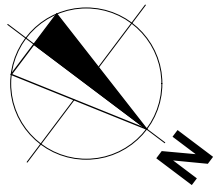
Cross Section A-A

Scale 1:50 @ A3

Revision 1
 Date 30/08/2024
 File No. 24148

Sheet No.

5



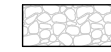



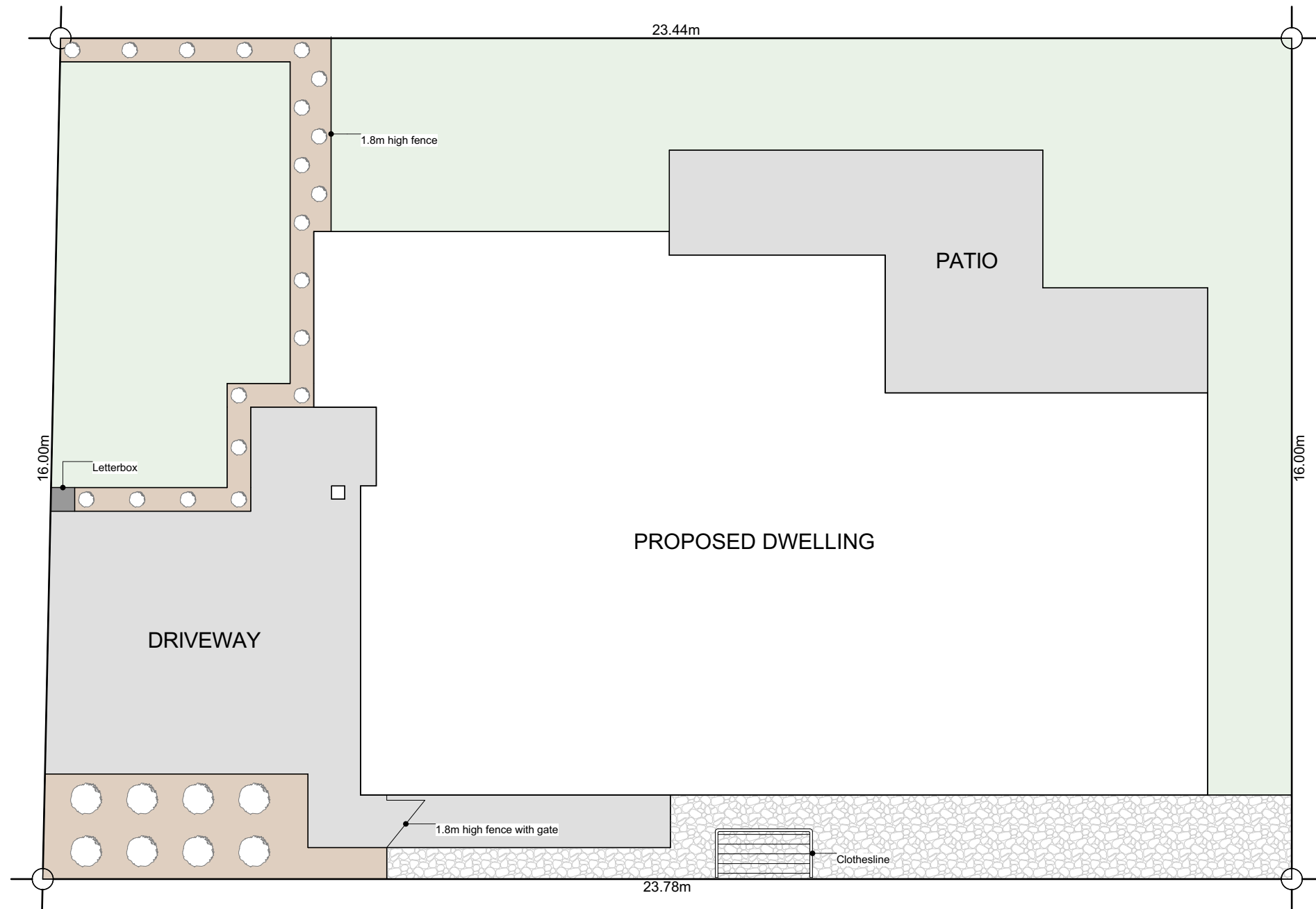
Plants List for Garden Bed

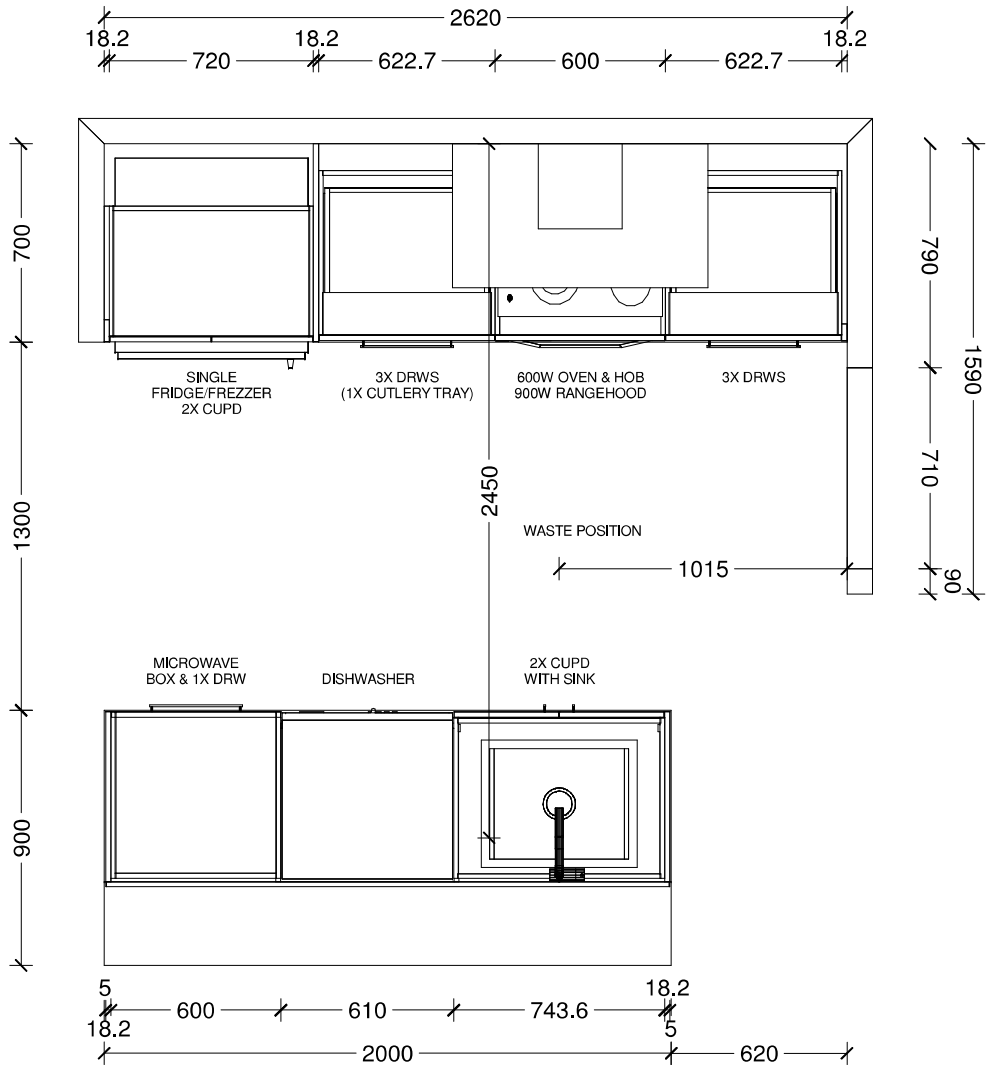
- Agapanthus Peter Pan - Dwarf blue Nile lily
- Acacia Limelight - Dwarf wattle
- Choisya Ternata - Mexican orange blossom
- Carex Secta - Makura sedge
- Lavandula angustifolia 'Hidcote' - English Lavender
- Pittosporum little gem
- Thuja occidentalis Smaragd - Emerald Cedar
- Viburnum tinus Eve Price
- Azalea
- Corokia geentys green
- Pseudowintera colorata 'Red Leopard' - Horopito/Pepper tree
- Camellia 'Cinnmon Cindy'

*Planting species for garden bed are indicative-not to be limited to.

Legends

-  Lawn
-  Exposed Aggregate
-  Stonechip
-  Garden Bed with Bark





Benchtop Colour:

12mm square edge Tristone in Pure White

Back Wall Joinery Colour:

Bestwood Simply White Embossed

Island Joinery Colour:

Bestwood Subtle Grey Velvet

Negative Detail Joinery Colour:

Bestwood Subtle Grey Velvet

Handles:

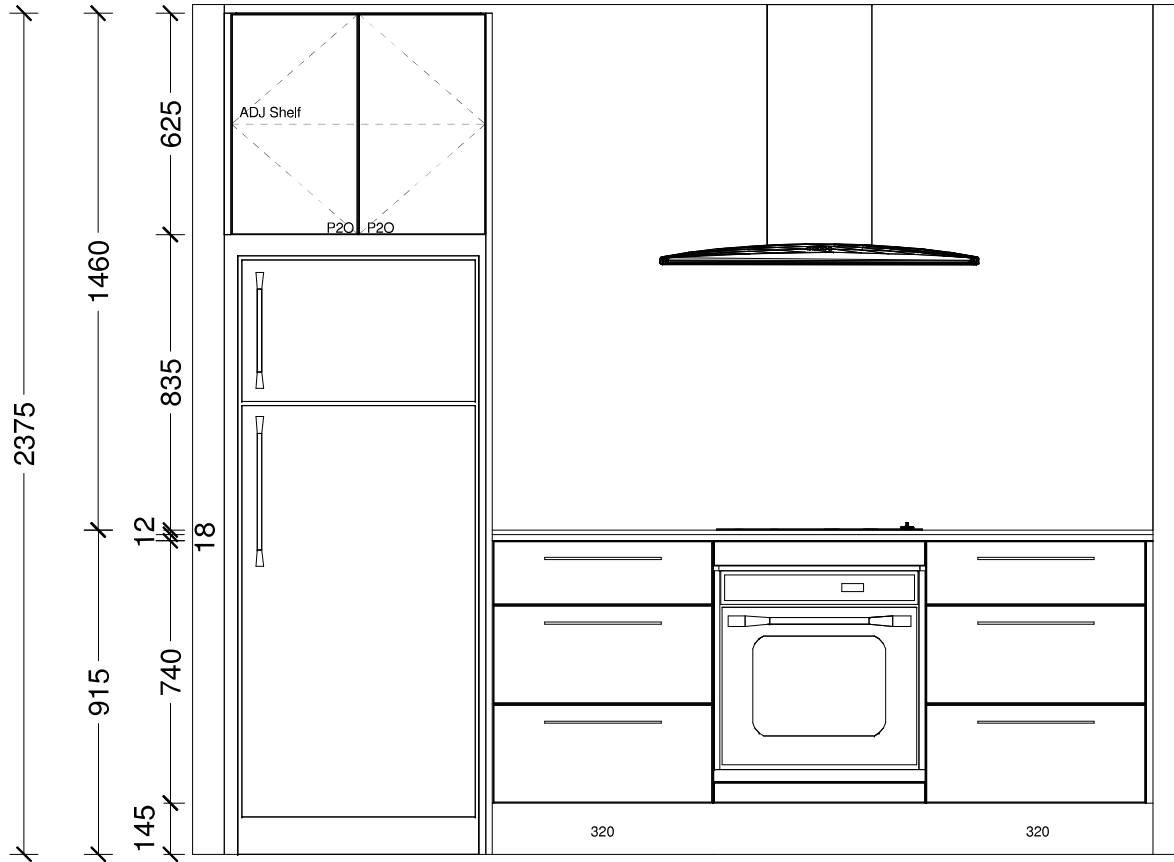
4062-192/320-Titanium Grey

Sink:

Lazio NZLSS-5545 Stainless Single Bowl

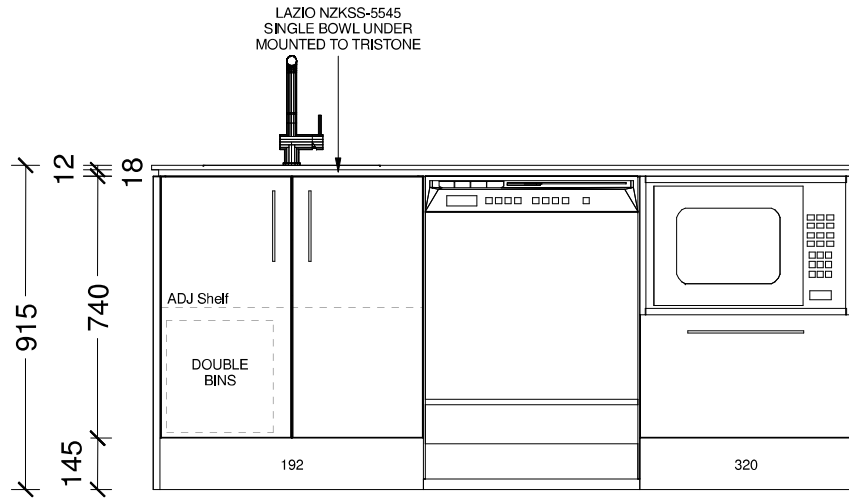
Designer: Sarah Molyneux	Date: 20 Feb 24	Client: Oakridge Homes	BC Ref: Job	Site Address:	Job#: Default
Dwg: Kitchen Plan	Scale: 1 : 25	Customer: The Maple Modified			





Designer: Sarah Molyneux	Date: 20 Feb 24	Client: Oakridge Homes	BC Ref: Job	Site Address:	Job#: Default	
Dwg: Kitchen Elevation	Scale: 1 : 20	Customer: The Maple Modified				

This is an original design and must not be released or copied unless applicable fee has been paid or job order placed. All dimensions and size designations given are subject to verification on job site and adjustment to fit job conditions.



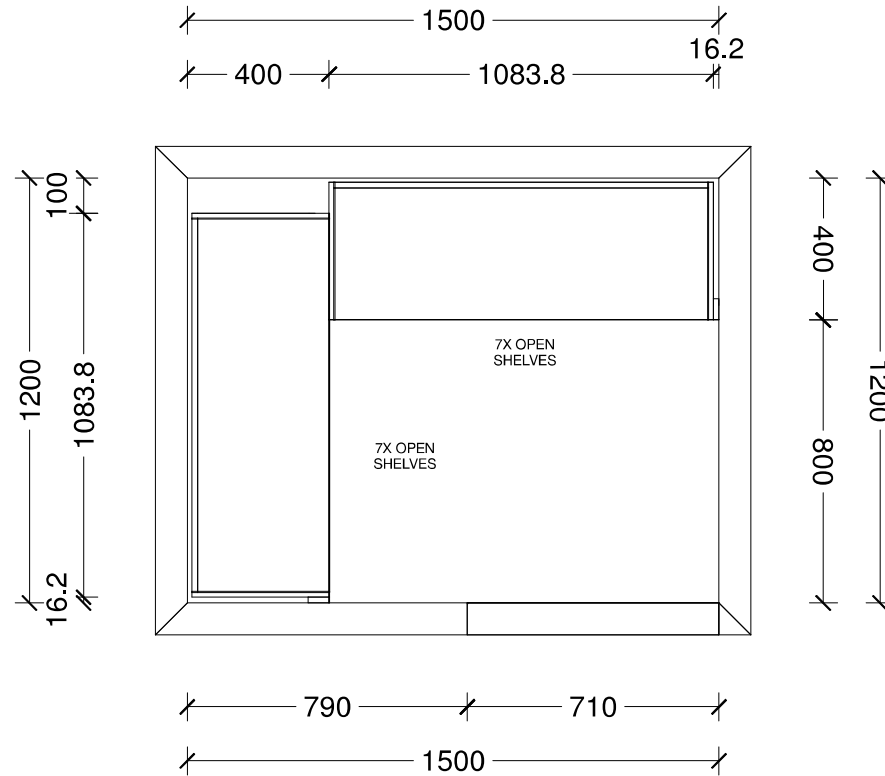
Designer: Sarah Molyneux	Date: 20 Feb 24	Client: Oakridge Homes	BC Ref: Job	Site Address:	Job#: Default	
Dwg: Kitchen Elevation	Scale: 1 : 20	Customer: The Maple Modified				

This is an original design and must not be released or copied unless applicable fee has been paid or job order placed. All dimensions and size designations given are subject to verification on job site and adjustment to fit job conditions.



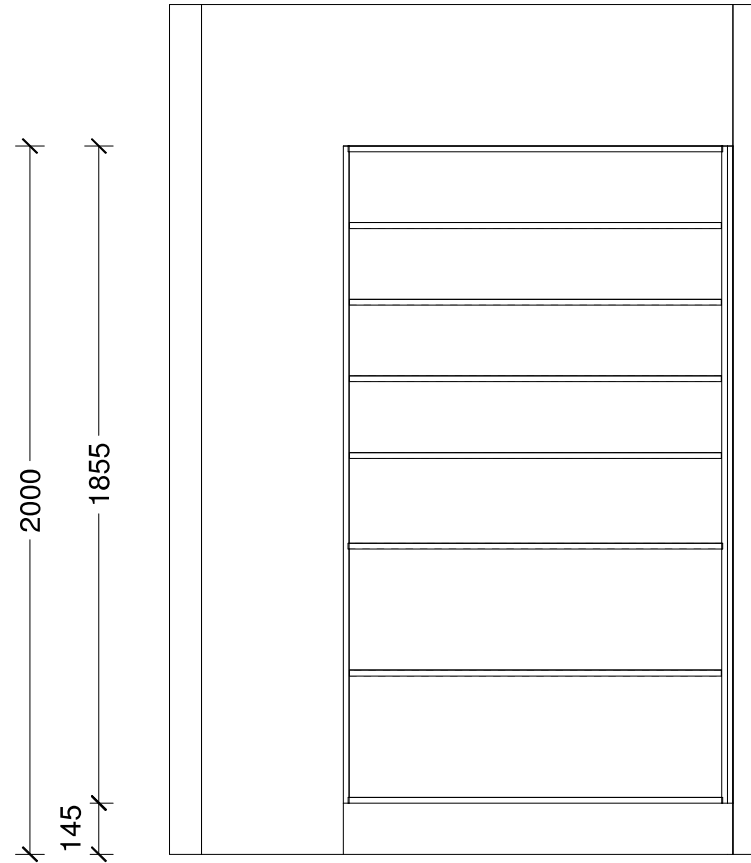
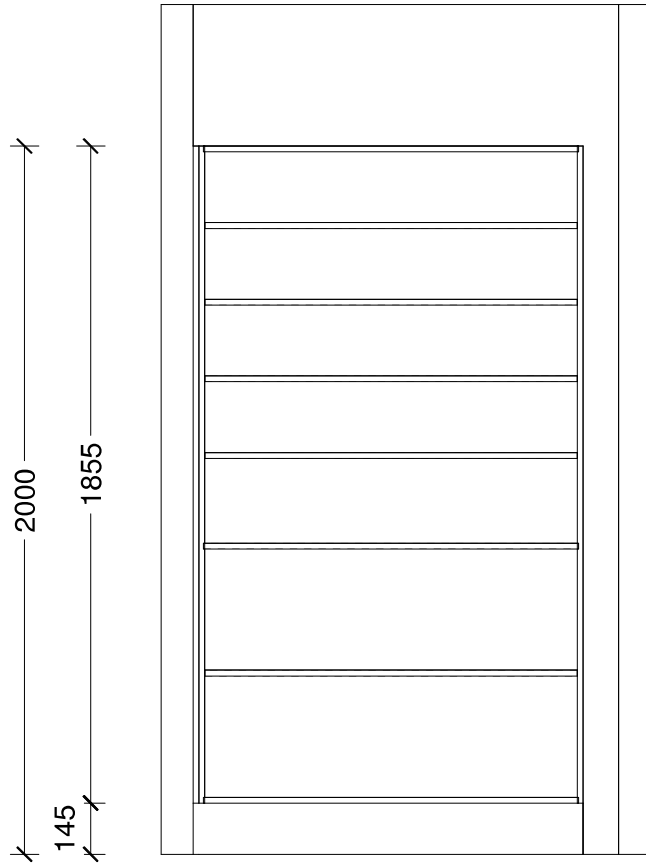
Designer: Sarah Molyneux	Date: 20 Feb 24	Client: Oakridge Homes	BC Ref: Job	Site Address:	Job#: Default	
Dwg: Kitchen 3D Perspective	Scale:	Customer: The Maple Modified				

This is an original design and must not be released or copied unless applicable fee has been paid or job order placed. All dimensions and size designations given are subject to verification on job site and adjustment to fit job conditions.




Designer: Sarah Molyneux	Date: 20 Feb 24	Client: Oakridge Homes	BC Ref: Job	Site Address:	Job#: Default	
Dwg: Pantry Plan	Scale: 1 : 20	Customer: The Maple Modified				

This is an original design and must not be released or copied unless applicable fee has been paid or job order placed. All dimensions and size designations given are subject to verification on job site and adjustment to fit job conditions.



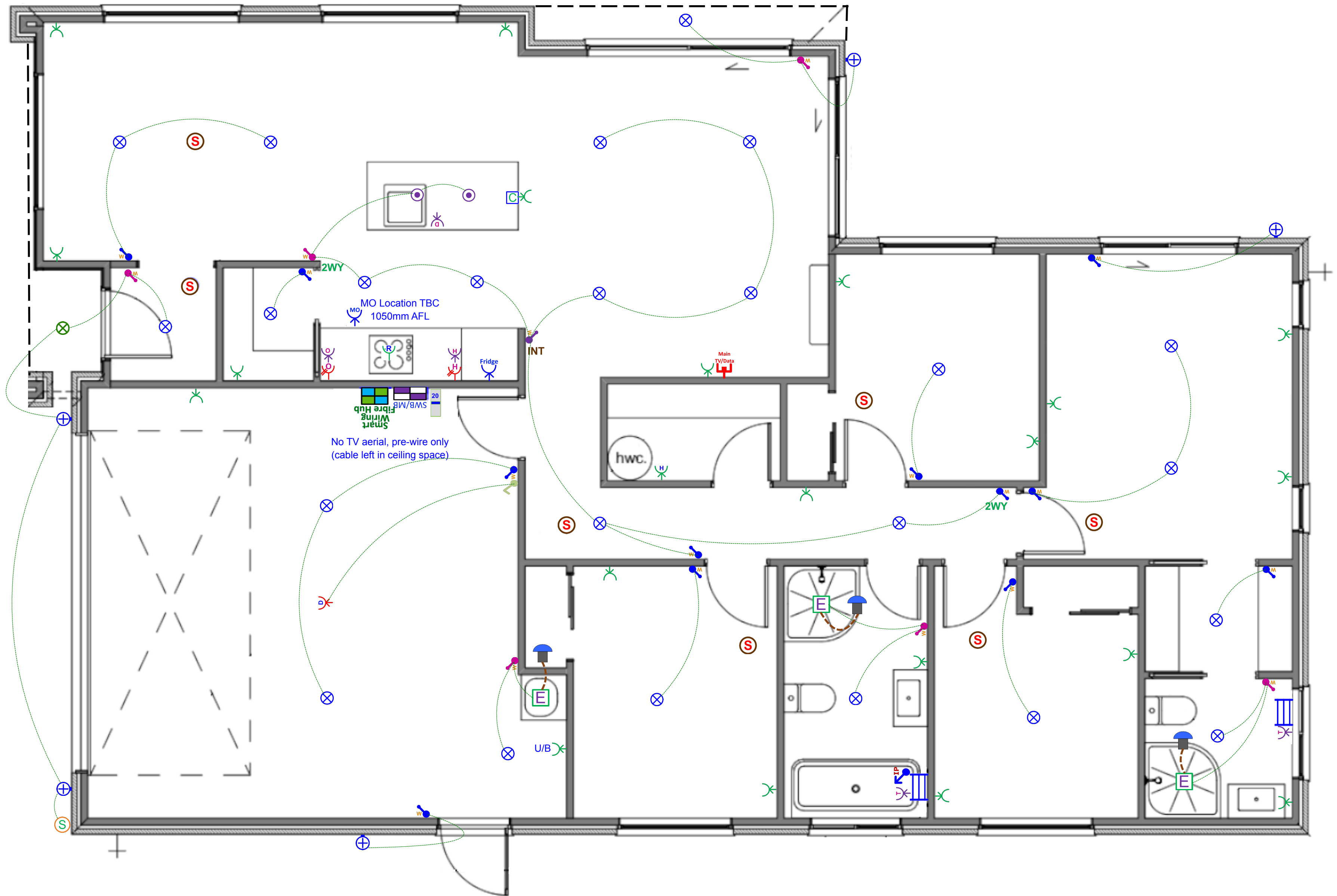
Designer: Sarah Molyneux	Date: 20 Feb 24	Client: Oakridge Homes	BC Ref: Job	Site Address:	Job#: Default	
Dwg: Pantry Elevation	Scale: 1 : 20	Customer: The Maple Modified				

This is an original design and must not be released or copied unless applicable fee has been paid or job order placed. All dimensions and size designations given are subject to verification on job site and adjustment to fit job conditions.


















Designer: Sarah Molyneux	Date: 20 Feb 24	Client: Oakridge Homes	BC Ref: Job	Site Address:	Job#: Default	
Dwg: Pantry 3D Perspective	Scale:	Customer: The Maple Modified				











This is an original design and must not be released or copied unless applicable fee has been paid or job order placed. All dimensions and size designations given are subject to verification on job site and adjustment to fit job conditions.



Plan: Maple Modified Garage Right HS (No Soffits) - Electrical Design

Electrical		
Item		Total
 Electrical Base with 34-Way Deep Combined Meter Switchboard (Single Phase)		1 EA
 Tradesave Rangehood Power Socket		1 EA
 Tradesave Slim Single Power Socket (White) 10A - Fridge		1 EA
 Tradesave Slim Single Power Socket (White) 10A - Microwave		1 EA
 Tradesave Double Power Socket Horizontal (White) 10A		20 EA
 Protective Capping for Socket Electrical in Joinery		1 EA
 Tradesave Slim Double Power Socket with Oven Isolator Switch (White) 10A		1 EA
 Tradesave Slim Double Power Socket with Hob Isolator Switch (White) 10A		1 EA
 Tradesave Built-In Oven Hard-Wired Power Connection up to 20 Amp max		1 EA
 Tradesave Slim Electric Hob Hard-Wired Power Connection up to 32 Amp max		1 EA
 Tradesave Slim Dishwasher Power Socket		1 EA
 Tradesave Garage Door Opener Press Button (White)		1 EA
 Tradesave Slim Garage Door Power Socket		1 EA
 Tradesave Slim Hot Water Cylinder Hard-Wired Power Connection		1 EA
 Air Conditioning Circuit 20A MCB Installation For Heat Pump Circuit		1 EA
 Cavius Wireless Interconnected Smoke Detector - Photoelectric 10-year battery life		7 EA
 Tradesave Slim Heated Towel Rail Circuit & Installation (Excludes supply of Towel Rail)		2 EA
 Newtech ST65 Towel Rail 5-Bar Square Ladder 530 x 600mm (Chrome) - Excludes Circuit & Installation		2 EA
 Extractor Fan Inline 150mm & up to 6m of duct		3 EA
 Through Roof Cowl & Tube Supply 150mm (Installation excluded)		3 EA
 External 180-Degree Lighting Movement Sensor (White)		1 EA
 Recessed LED Downlight Prolux DL54 with White Fascia & Circuit		24 EA
 Recessed LED Downlight Prolux DL30 Tilttable 3K (White) and Circuit		1 EA

Electrical

Item	Total
 Staverton Black 1L 365mm Pendant Light, LED Lamp & Circuit	2 EA
 External LED Up/Down Round Wall Light Ambius AWLSR316LED 3K (Stainless Steel) & Circuit	5 EA
 Tradesave Slim White Light Switch 1 Gang	12 EA
 Tradesave Slim White Light Switch 2 Gang	6 EA
 Tradesave Slim White Light Switch 3 Gang	1 EA
 Excel Life White IP Rated Light Switch 1 Gang	1 EA
 2-Way Light Circuit	2 EA
 Tradesave Slim 3-way Intermediate Switching Light Circuit	1 EA
 Smart Wiring 20" Hub & Fibre Optic Pathway incl Power Circuit	1 EA
 Tradesave Slim Main UHF TV/Data Network Socket (Cat6) - White	1 EA